


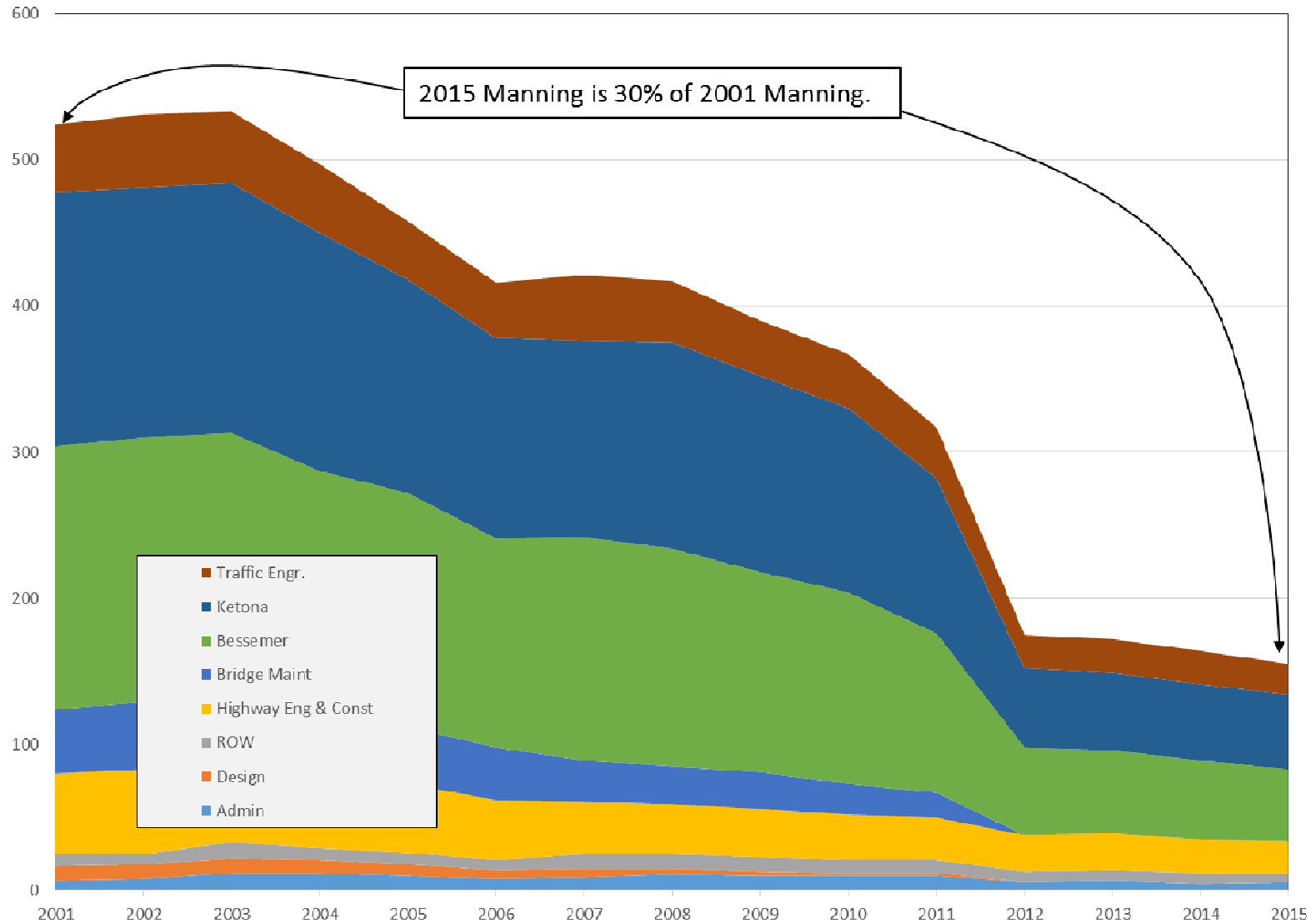
DEPARTMENT RESPONSIBILITIES


- **Pavement Maintenance**
 - **Roughly 1,900 Miles of County Roads**
 - **550 miles are arterial and collector roads**
 - **1,060 miles of local or subdivision roads**
 - **285 miles of surface treated or gravel roads**
 - **162 miles of 1992 Resolutions Thru Roads**
 - **54 miles added to the Thru Road Resolutions after 1995**
- **310 Bridges**
- **11,500 Drainage culvert crossings**
 - **Roughly 110 miles of culvert**
- **41,500 Traffic signs**
- **434 Traffic signals**
- **790 Miles of striped roadways**
- **5,100 Acres of roadway to mow/clear**



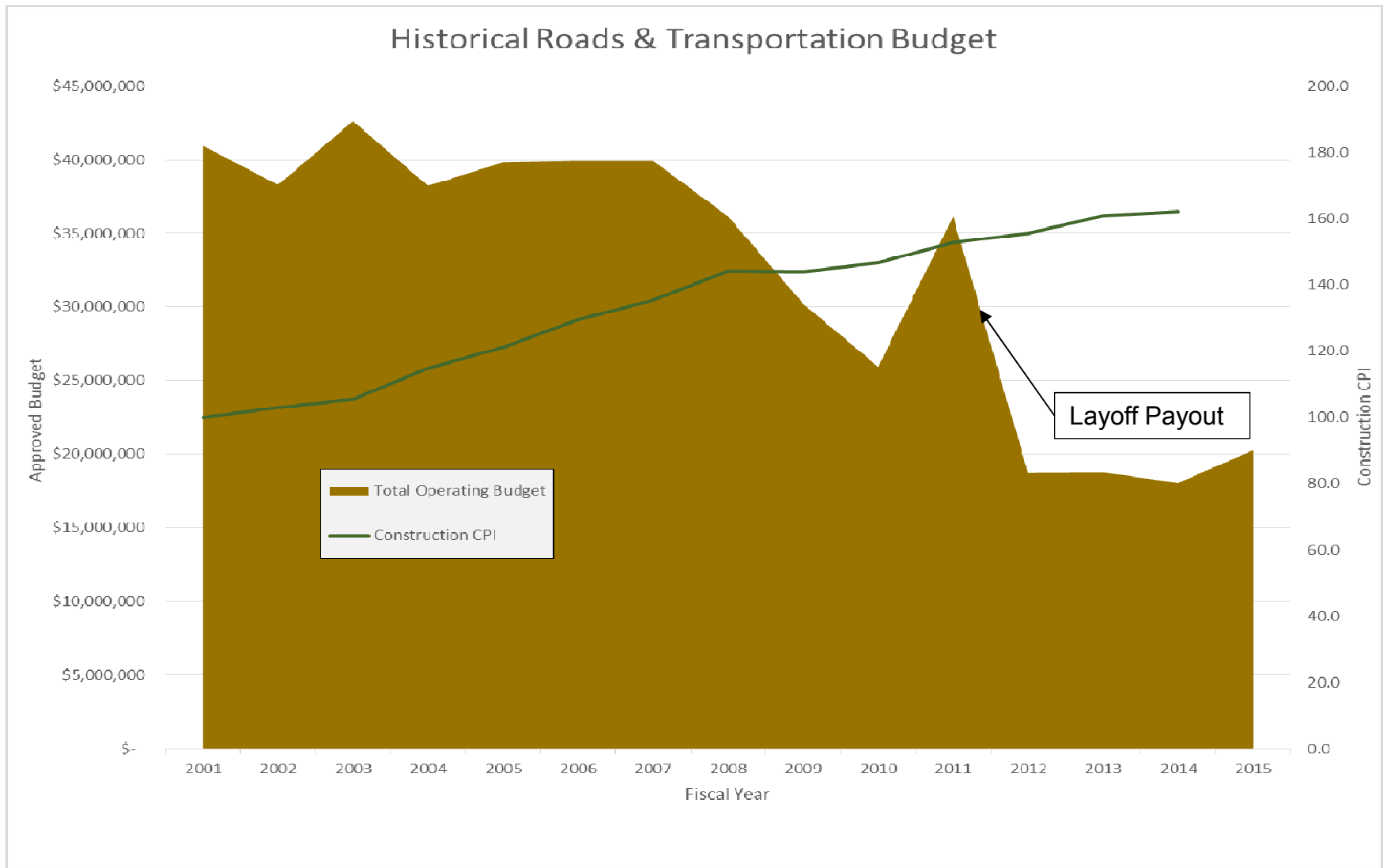
Manning History


Historical Roads & Transportation Manning






Budget History





Proposed Paving Maintenance Cycles


- **Traffic Loading drives pavement life**
- **Maintain heavier travelled roads at a more frequent cycle than lightly travelled roads**
 - **Proposed:**
 - **Repave Arterials & Collectors on a 15 year average cycle**
 - **Repave Local/Residential Roads on a 30 year average cycle**
 - **Repave Thru Roads on similar cycles**
 - **134 miles are Arterials/Collectors Roads**
 - **1992 & 2002 lists combined**
 - **82 miles are Local/Residential Roads**
 - **1992 & 2002 lists combined**
 - **Resurface the surface treated Roads on a 15 year average cycle**
 - **Gravel roads will be graded as needed**



Proposed Paving Maintenance Cycles


- Proposed Cycle:

<u>Type of Roadway</u>	<u>Total Miles</u>	<u>Cycle</u>	<u>Miles/Year</u>	<u>Cost/Mile</u>	<u>Annual Cost</u>
Arterial/Collector	551	15	36.7	\$160,000	\$5,877,333
Local/Subdivision	1064	30	35.5	\$118,000	\$4,185,067
Surface Treated	285	15	19.0	\$35,000	\$665,000
Thru Arterial/Collectors	134	15	8.9	\$200,000	\$1,786,667
Thru Local/Subdivisions	81	30	2.7	\$135,700	\$366,390
			102.8		\$12,880,457



Other Roads Maintenance Requirements

<u>Maintenance Description</u>	<u>Annual Requirement</u>
Paving Maintenance	\$12,881,000
Paving Repair	\$2,000,000
Bridge Repair/Maintenance	\$250,000
Bridge Replacements	\$3,200,000
Concrete Work	\$1,000,000
Property Management	\$500,000
Guardrails	\$1,000,000
Crossdrain Replacements	\$1,166,000
Street Markings	\$1,043,000
Street Signs	\$1,297,000
Signals Maintenance	\$3,554,000
ROW Maintenance	\$1,250,000
Litter	\$250,000
QA/QC-Planning, Document Management	\$750,000
Total Annual Operating and Maintenance Requirement:	\$30,141,000



Projected Budget

	2015	Additions	2016
Admin	\$780,387	\$148,009	\$928,396
Design	\$0	\$0	\$0
ROW	\$804,369	\$98,673	\$903,042
Highway Eng & Const	\$3,309,160	\$197,345	\$3,506,505
Bridge Maint	\$0	\$2,839,008	\$2,839,008
Bessemer	\$6,706,001	\$2,093,174	\$8,799,175
Ketona	\$6,336,771	\$1,977,925	\$8,314,696
Traffic Engr.	\$2,335,033	\$2,515,145	\$4,850,178
Total Operating	\$20,273,736	\$9,867,264	\$30,141,000

- The expected annual Capital Improvement Budget requirement is an additional \$5,000,000.
 - Example: County match to ALDOT/MPO projects.