

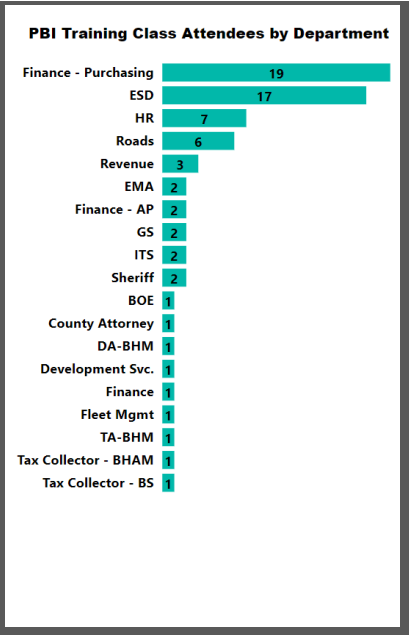
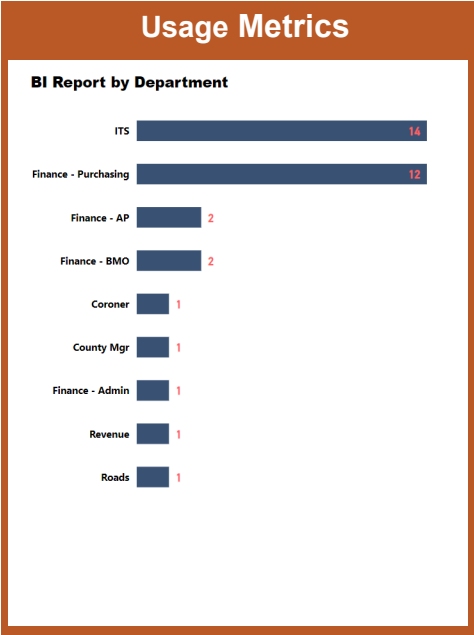
In this Issue: Featured Article | Featured BI Report | Usage Metrics | Success Story | Tips | BI Training

Featured Article: [Power BI Training](#)

New to Power BI? Want to learn more about its capabilities? Sign up for one of our [Power BI Training Sessions](#). Power BI Training equips individuals with the knowledge and skills to effectively utilize Power BI reports/dashboards and maximize the value of their data. Our **hands-on guided-learning** helps you understand how to access and navigate through Power BI while exploring some of its great features.

Success Story

"The ESD Asset Summary Report allows ESD personnel to quickly filter out the information regarding the sanitary sewer system. The filters allow ESD to differentiate between county owned sanitary sewers and private sanitary sewers. The ESD staff can very easily determine the linear feet of each different type of diameter pipe. The information about the sanitary sewer pipes can be filtered by basin, owner type, life cycle status, sum of feet, and sum of miles of sanitary sewer pipe. There are other report metrics which can be viewed in the ESD Asset Summary report such as Impact Site Plans, Accela Permits, Sewer Availability Letters, and Water Providers." - Ronald Stephens, ESD

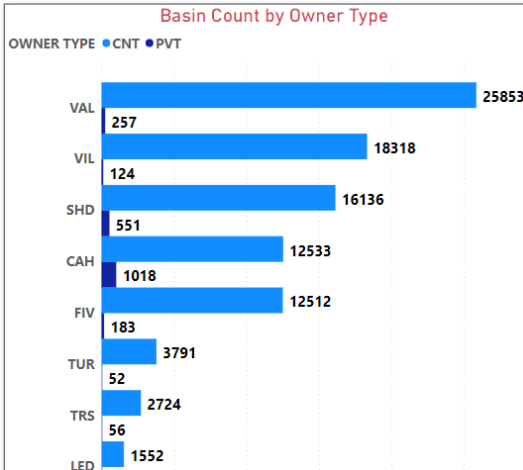


Power BI Report - Spotlight

ESD Asset Summary Report - GravityMains By Basin

Owner Type: All | Life Cycle Status: All | All Basins: All | GravityMains Basin: 97.213

Basin	Owner Type	Life Cycle Status	Miles	Feet	Basin Count
VAL	CNT	ACT	902.10	4,763,161.62	23541
VIL	CNT	ACT	632.60	3,340,111.44	16734
SHD	CNT	ACT	508.40	2,684,147.28	15046
FIV	CNT	ACT	425.30	2,245,465.82	11843
CAH	CNT	ACT	353.00	1,864,092.83	10921
TUR	CNT	ACT	112.40	593,311.27	3362
TRS	CNT	ACT	95.00	501,802.65	2571
VAL	CNT	ABN	62.00	327,299.88	1682
LED	CNT	ACT	50.80	268,337.34	1432
VIL	CNT	ABN	56.50	298,275.68	1376
CAH	PVT	ACT	32.10	169,652.97	948
PRU	CNT	ACT	29.20	154,101.83	803
CAH	CNT	CAP	22.70	120,049.21	744
CAH	CNT	ABN	19.50	102,908.44	529



Click Filters Search Show/Hide pane

Arrow to hide or show filter pane with list of filters.

BI Training
ITS dept. is offering hands-on Power BI (PBI) user training classes. Click [here](#) to sign up.

Have questions? Want a demo?
Contact: BI_Team@jccal.org