

**DEPARTMENT OF REVENUE
JEFFERSON COUNTY
Birmingham, Alabama**



**ANNUAL REPORT
for the Fiscal Year
October 1, 2023 through September 30, 2024**

**SCOTT MOORE, DIRECTOR
716 Richard Arrington Jr. Blvd. N
Birmingham, Alabama 35203**

TABLE OF CONTENTS

	Page
Message from the Director	1
Summary of Transactions	3
Major Sources of Revenue	
Sales and Use Taxes	4
Special Revenue Sales and Use Taxes	4
Ad Valorem Taxes	5
Automobile Licenses	5
State Gasoline Taxes	5
Lodgings Tax	6
Business Licenses	6
Simplified Sellers Use Tax	6
Beer Tax	7
Alcoholic Beverage Tax	7
State Sales and Use Taxes	7
County Gasoline Taxes	8
Municipal Sales and Use Taxes	8
Driver Licenses	8
Alcoholic Beverage Sales Tax	9
Mandatory Liability Insurance Reinstatement	9
Funds from State of Alabama	9
Television Franchise Tax	10
Auto Rental Tax	10
Collections:	
Collections Summary	12
Ad-Valorem Tax by Tax District	13
Boats	15
Business and Privilege Licenses	16
Conservation and Natural Resources	17
Motor Vehicle Registrations (tags)	20
Other Taxes and Fees	21
Disbursements:	
Disbursement Summary	24
Ad-Valorem Tax by Tax District	26
Beer Tax	28
Gas Tax – County	29
Gas Tax – State	30
Motor Vehicle Registrations (tags)	31
Sales and Use Taxes	33
Special Revenue Sales and Use Taxes	34
Tobacco Tax	35

Disbursement Detail by Payee:

Disbursement Summary by Groups	36
Detail of Disbursements to State of Alabama	37
Detail of Disbursements to Jefferson County Treasurer	39
Detail of Disbursements to Jefferson County Board of Education	45
Detail of Disbursements to Municipalities	
Adamsville	46
Argo	47
Bessemer	48
Birmingham	49
Brighton	50
Brookside	51
Cardiff	52
Center Point	53
Clay	54
County Line	55
Fairfield	56
Fultondale	57
Gardendale	58
Graysville	59
Helena	60
Homewood	61
Hoover	62
Hueytown	63
Irondale	64
Kimberly	65
Lake View	66
Leeds	67
Lipscomb	68
Maytown	69
Midfield	70
Morris	71
Mountain Brook	72
Mulga	73
North Johns	74
Pinson	75
Pleasant Grove	76
Sumiton	77
Slyvan Springs	78
Tarrant	79
Trafford	80
Trussville	81
Vestavia Hills	82
Warrior	83
West Jefferson	84

Detail of Disbursements to Municipal Boards of Education	
Bessemer Board of Education	85
Birmingham Board of Education	86
Fairfield Board of Education	87
Homewood Board of Education	88
Hoover Board of Education	89
Leeds Board of Education	90
Midfield Board of Education	91
Mountain Brook Board of Education	92
Tarrant Board of Education	93
Trussville Board of Education	94
Vestavia Hills Board of Education	95
Detail of Disbursements to Birmingham-Jefferson Civic Center Authority	96
Detail of Disbursements to Other Agencies	97
Jefferson County and Municipalities Population	98

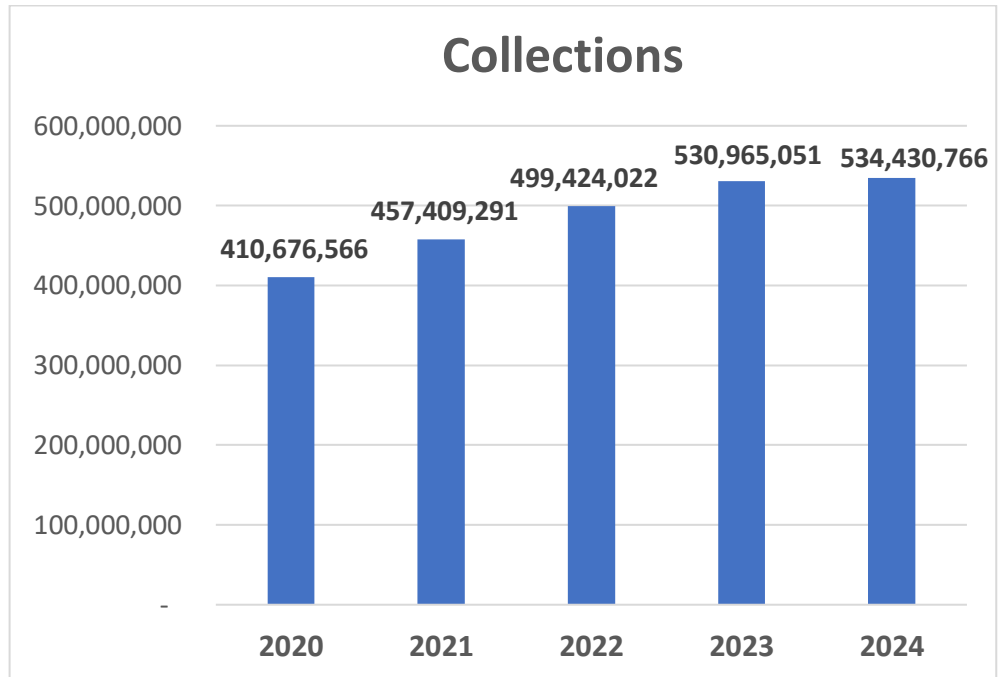
Message from the Director

Honorable Citizens of Jefferson County:

The Jefferson County Department of Revenue provides several essential services to the citizens of Jefferson County and the businesses operating within Jefferson County. The services provided are summarized as follows:

- registration of motor vehicles and boats
- issuing State of Alabama and Jefferson County business licenses
- renewing and replacing driver’s licenses
- issuing hunting and fishing licenses
- issuing disability access parking placards
- administering various taxes
- distributing revenue collections to Jefferson County, the State of Alabama, cities, towns, school boards, fire districts and other agencies in accordance with applicable laws.

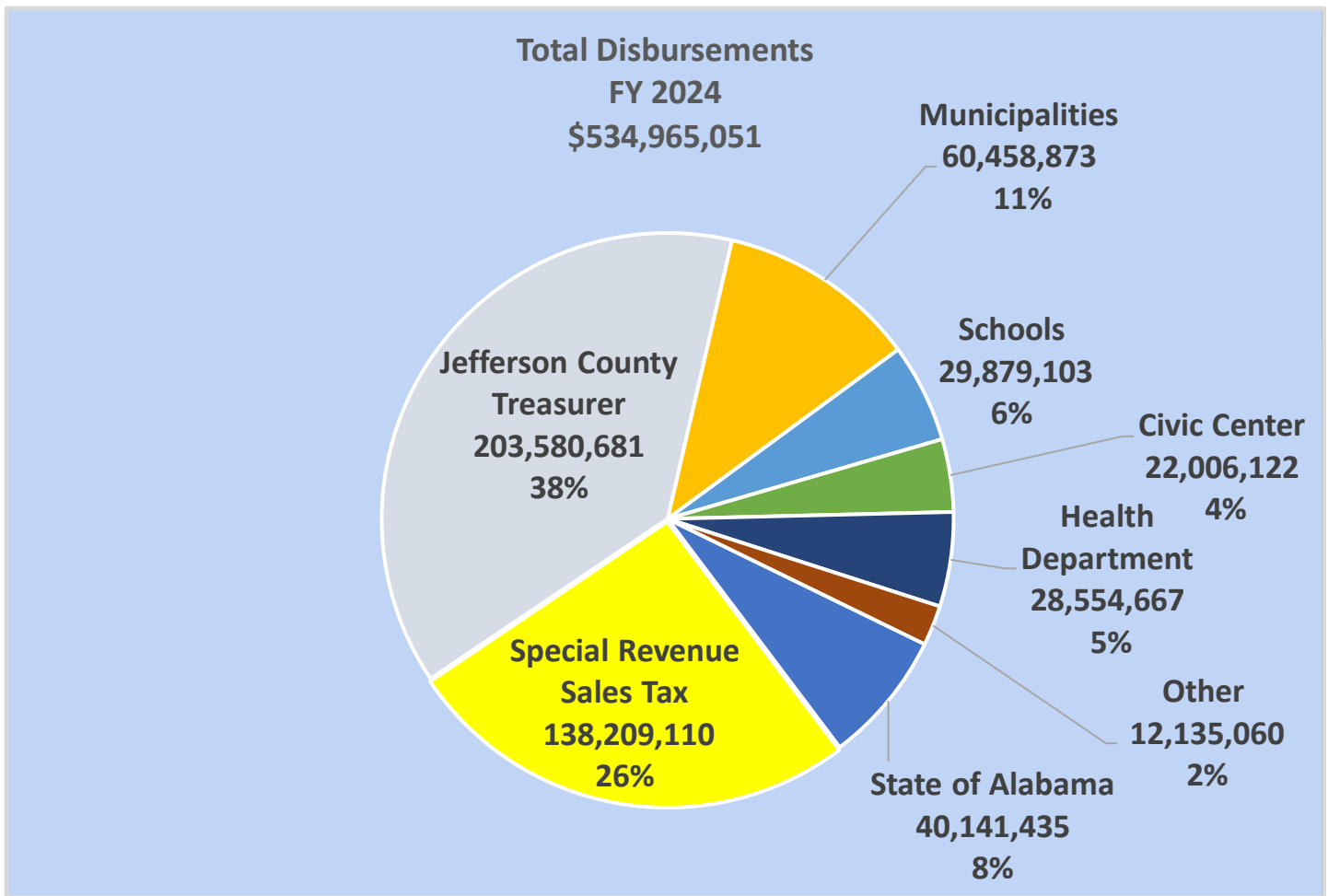
This fiscal year the Department of Revenue saw an increase in total revenue collections of approximately 1% over the prior fiscal year. We have worked diligently to maximize revenue collections and provide essential services to citizens. There have been many challenges in recent years, but we are pleased to report total revenue collections have steadily increased and essential services have not been interrupted.



This increase in collections was attributable to our efforts to modernize operations along with inflationary economic conditions. Citizens and businesses can utilize the internet to renew motor vehicle registrations as well as file and pay sales and use taxes, special revenue sales and use taxes, certain alcoholic beverage taxes, motor fuel taxes, automobile rental taxes, lodgings taxes, and business licenses. Leveraging current technology was key to increasing our revenue collection. The final 2024 budget provided 163 full time positions within the Department for the fiscal year.

The Department of Revenue uses a cash basis of accounting. Monies collected in one month are disbursed the following month according to requirements of the enabling legislation. Approximately 20% of this year’s collections were paid to the Jefferson County Treasurer and deposited directly into the County’s General Fund to be used for County services, general government, public safety, community services and

other items. Another 18% of current collections were paid to the Jefferson County Treasurer and deposited into other funds of the County to include the Indigent Care Fund, Road Fund, Bridge and Public Building Fund and the Sanitary Fund. Approximately 36% of current collections were disbursed directly to outside agencies to include the State of Alabama, cities, towns, school boards, fire districts and other agencies. Collections of Special Revenue Sales and Use Taxes are required to be transferred to the Jefferson County Special Revenue Sales Tax Account, which is disbursed annually by the Jefferson County Department of Finance in accordance with State law. Special Revenue Tax collections amounted to 26% of total collections this year. The Department of Finance makes final distribution from the Jefferson County Special Revenue Sales Tax Account to support some of Jefferson County’s debt service obligations and provide revenue to: Jefferson County’s General Fund, the Jefferson County Limited Obligation Debt Service, the Jefferson County Community Service Fund, the Birmingham-Jefferson County Transit Authority, and the Birmingham Zoo and School Boards within Jefferson County.



We hope you find the information contained in this Annual Report informative and beneficial. While every attempt to provide accurate information was made, please keep in mind these are unaudited figures which may be adjusted in the future if an error is discovered in this publication. Questions can be addressed to the Jefferson County Department of Revenue’s Accounting Division at (205) 325-5192.

Scott Moore
SCOTT MOORE, DIRECTOR

TRANSACTIONS PROCESSED

The Department processed over 1,600,000 transactions this fiscal year. The total number of transactions increased slightly from the prior year.

COMPARISON OF TRANSACTIONS PROCESSED

Number of Items Issued For:	2022 - 2023	2023 - 2024	Variance
Automobile Licenses (tags)	683,107	689,481	1%
Automobile Transfers	19,656	19,754	1%
County Business Licenses (JCBL & JCBL fees)	23,267	24,465	5%
Disability Access Parking Decals	21,851	22,483	3%
Driver Licenses	62,252	67,676	9%
Hunting, Fishing & Boat Licenses	10,388	10,448	1%
State Privilege Licenses	24,161	27,933	16%
Tax Returns Processed	459,114	454,172	-1%
Tax Payments Processed	317,355	322,817	2%
Temporary Tags	189	191	1%
Title Applications	54,688	53,919	-1%
Total Transactions	1,676,028	1,639,775	-2%

Footnote:

All Disability Access Parking Decals are up for recertification once every five years which creates large variances. The State of Alabama began issuing drivers licenses during Fiscal Year 2024 which affected the number of drivers licenses issued by Jefferson County.

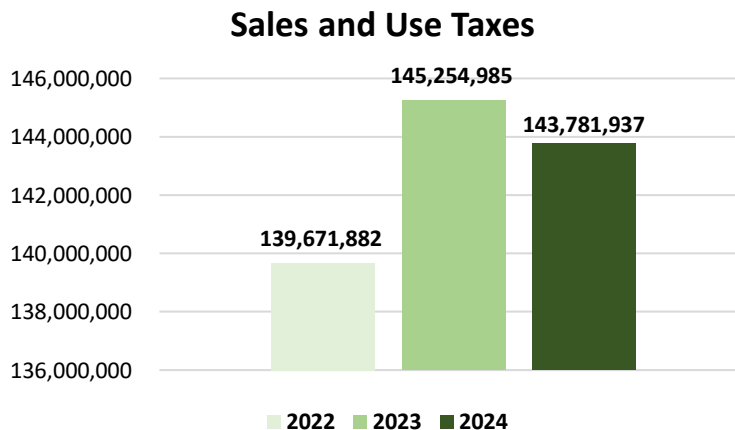
MAJOR SOURCES OF REVENUE

The Jefferson County Department of Revenue collects revenue from administering motor vehicle registrations, multiple taxes, licenses, permits and fees. The revenue collections are grouped into 30 different classifications for this report and are detailed later in this report. The following list shows the sources of revenue with an annual collection of one million dollars or more.

- | | |
|-------------------------------------|---|
| Sales and Use Taxes | Alcoholic Beverage Tax |
| Special Revenue Sales and Use Taxes | State Sales and Use Taxes |
| Ad Valorem Taxes | County Gasoline Taxes |
| Automobile Licenses | Municipal Sales and Use Taxes |
| State Gasoline Taxes | Driver Licenses |
| Lodgings Tax | Additional Beverage Sales Tax |
| Business Licenses | Mandatory Liability Insurance Reinstatement |
| Simplified Sellers Use Tax | Television Franchise Tax |
| Beer Tax | Auto Rental Tax |

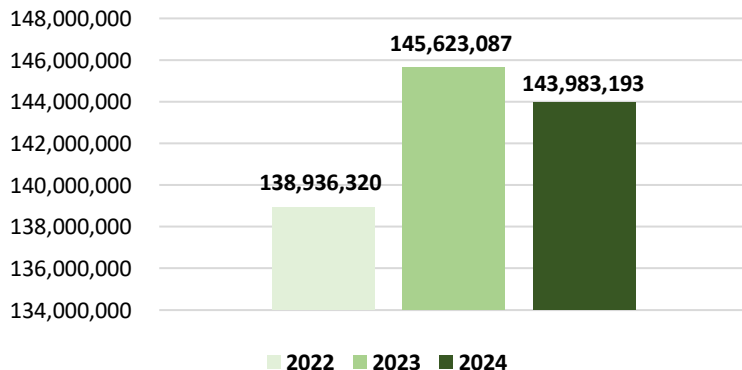
Sales and Use Taxes

Sales Tax is a tax on the gross proceeds of sales of taxable items for consumption or other use to consumers within Jefferson County (except as specifically exempted by law) and the gross receipts from conducting or operating public places of amusement or entertainment. Use Tax is an excise tax on tangible personal property purchased outside Jefferson County for storage, use, or other consumption in Jefferson County.



Special Revenue Sales and Use Taxes

Special Revenue Sales and Use Taxes

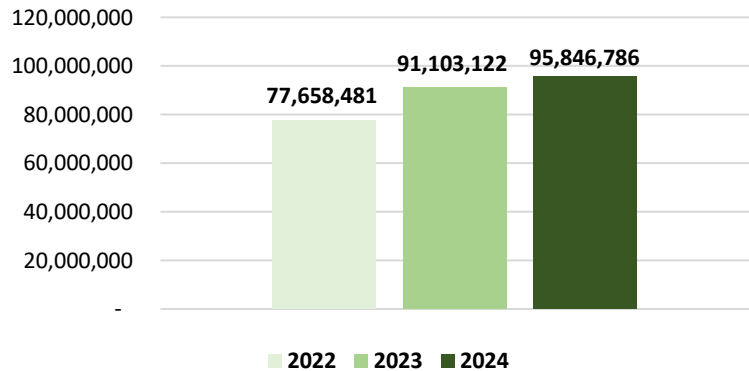


Special Revenue Tax is a separate but parallel tax to the County's regular sales and use taxes. This tax replaced the parallel Educational Tax that sunset July 31, 2017. The tax basis for the Special Revenue Tax is the same basis as the Sales and Use taxes detailed above.

Ad Valorem Taxes

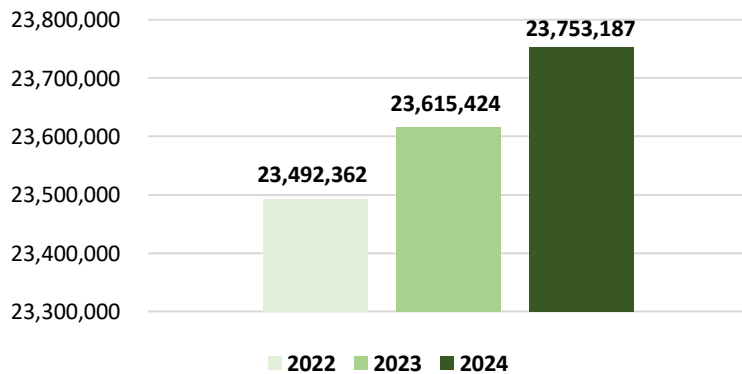
Ad Valorem Tax is a property tax based on the value of real and personal property. The Department of Revenue collects ad valorem tax as part of the automobile registration process. All automobiles and pickup trucks are subject to ad valorem taxes. Automobiles and pickup trucks under lease-purchase option agreements are also subject to ad valorem taxes.

Ad-Valorem Tax Collections



Automobile Licenses & Temporary Tags

Automobile Licenses & Temporary Tags

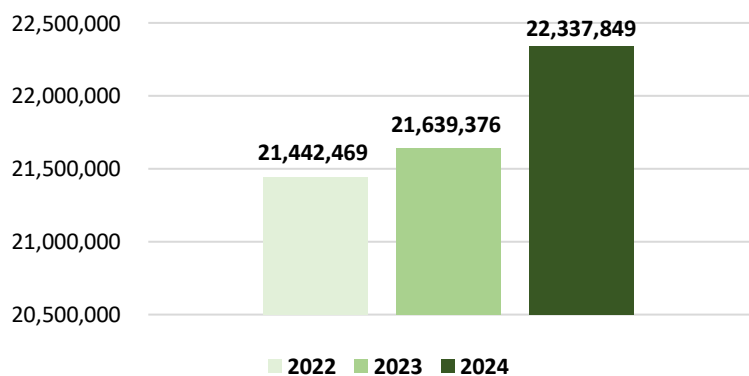


Motor vehicle registrations have several fees that are retained by the County. These fees include registration fees, mail fees, temporary tag fees, and other various fees related to motor vehicle registrations.

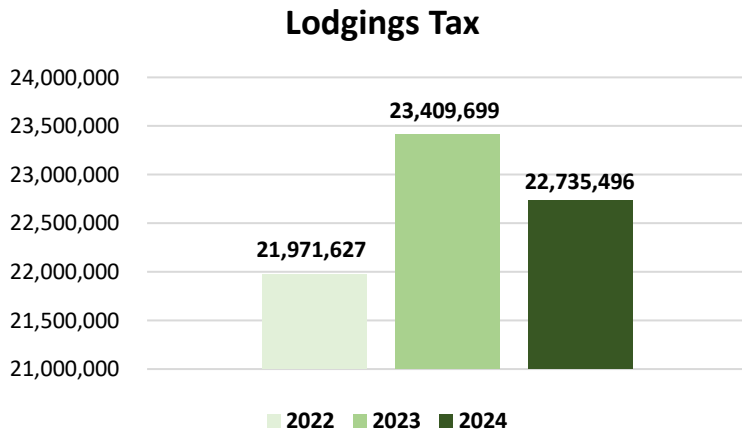
State Gasoline Taxes

The State of Alabama has multiple tax levies (4-cent, 5-cent, 7-cent and 10-cent) on gasoline and diesel fuel sold at the terminal rack, imported into the State of Alabama, or blended with a motor fuel product. The Alabama Department of Revenue collects these taxes and remits Jefferson County's portion to the Jefferson County Department of Revenue. This is a separate tax from Jefferson County's motor fuel tax. The 10-cent tax is being phased in over the next few years and accounts for the large increase in collections year over year.

State Gasoline Taxes



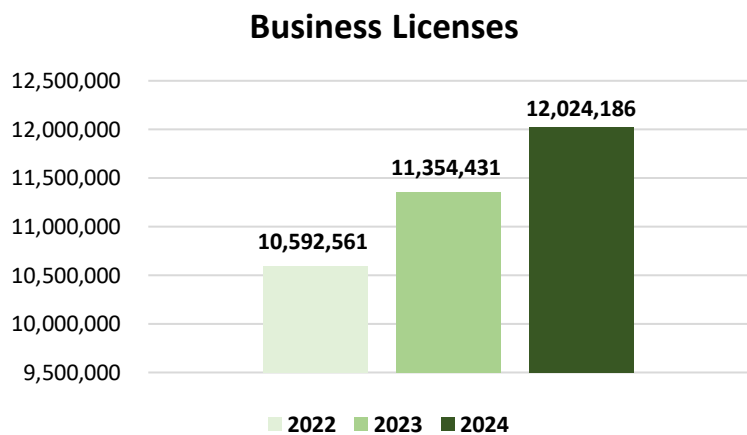
Lodgings Tax



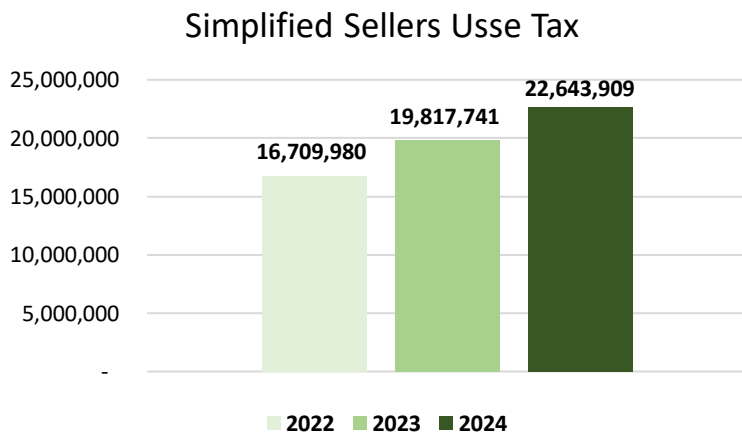
Lodgings (Transient Occupancy) Tax is a privilege or license tax on renting rooms, lodgings, or accommodations to transients in any hotel, motel, inn, tourist camp, or cabin, except where accommodations are furnished for a period of 180 continuous days or more. Collections for the current year have begun to recover from the COVID-19 pandemic related drop of prior year.

Business Licenses

This is the revenue derived from the issuance of Jefferson County’s business licenses as well as the County’s portion of the issuance of State privilege licenses, State store licenses, and municipal real estate licenses.



Simplified Sellers Use Tax

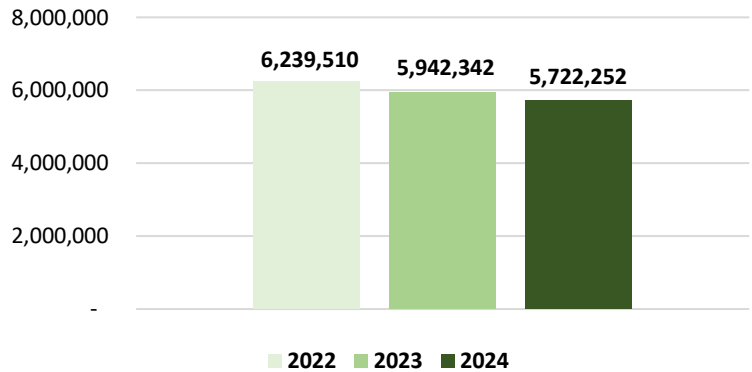


Simplified Sellers Use Tax is a State of Alabama Tax on the gross proceeds of sales of tangible personal property from eligible sellers located outside of Alabama selling into the state. Alabama offers a flat statewide tax with no additional local tax collection authority. The Alabama Department of Revenue collects these taxes and remits Jefferson County’s portion to the Jefferson County Department of Revenue. In addition to traditional sales, this tax captures most online sales that would otherwise escape local sales and use tax collection.

Beer Tax

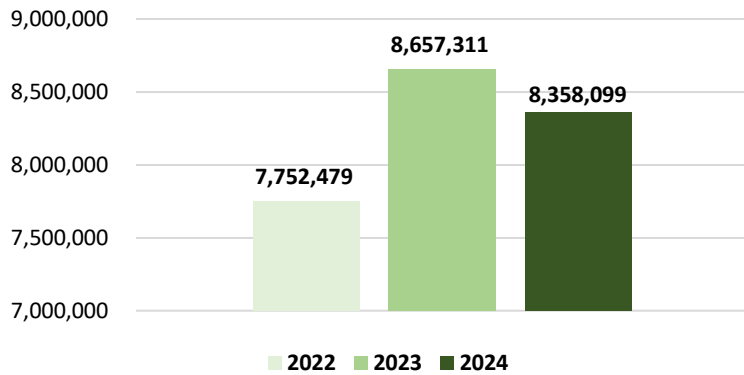
Beer tax is a privilege or excise tax on every person licensed by the Alcoholic Beverage Control Board who sells, stores, or receives for the purpose of distribution, to any person, firm, corporation, club, or association within the Jefferson County any beer, lager beer, ale, porter, malt or brewed beverage, or similar fermented malt liquor.

Beer Tax Collections



Alcoholic Beverage Tax

Alcoholic Beverage Tax

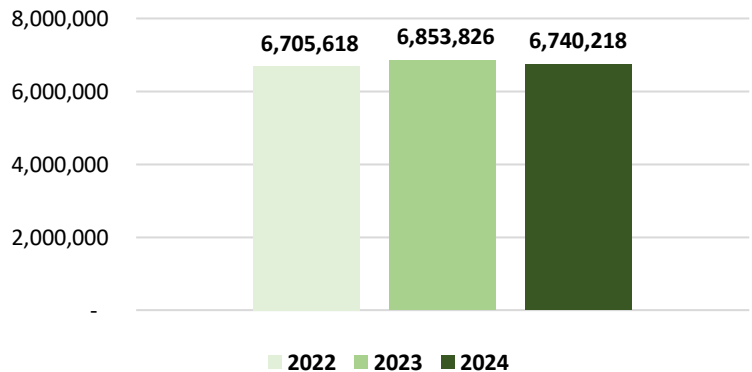


Alcoholic Beverage (Liquor) Tax is a license tax on the total gross receipts derived from the sales of alcoholic, spirituous, vinous or fermented liquor sold at retail in Jefferson County. Taxable liquors include, but are not limited to, whiskey, gin, brandy, rum, vodka, cocktails, mixed drinks, and all other alcoholic beverages. Wine, beer, and malted beverage sales are excluded from this tax.

State Sales and Use Taxes

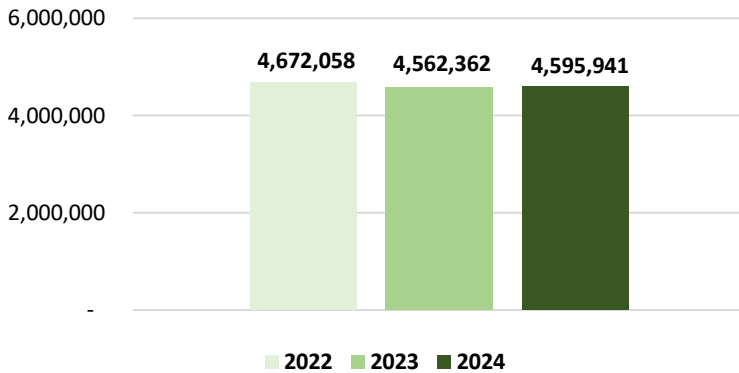
As part of the registration process for automotive vehicles, motorboats, truck trailers, trailers, semitrailers, travel trailers and manufactured homes; the Jefferson County Department of Revenue is required to collect state casual sales and use taxes from isolated sales by persons not engaged in the business of selling.

State Sales and Use Taxes



County Gasoline Taxes

County Gasoline Tax Collections

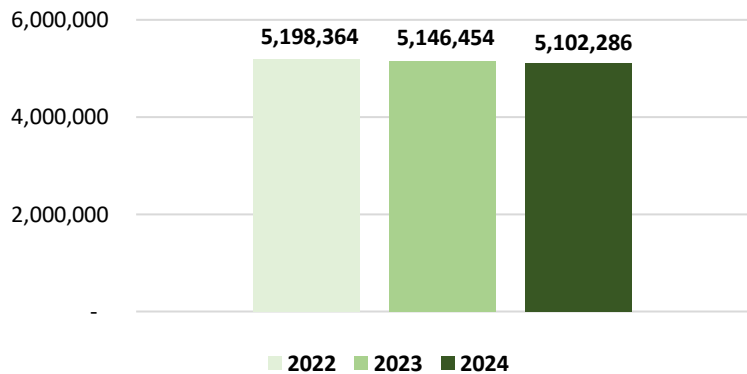


County Gasoline Tax is an excise or license tax based on the number of gallons of gasoline, diesel or other motor fuels sold, distributed, stored, delivered or withdrawn from storage within Jefferson County.

Municipal Sales and Use Taxes

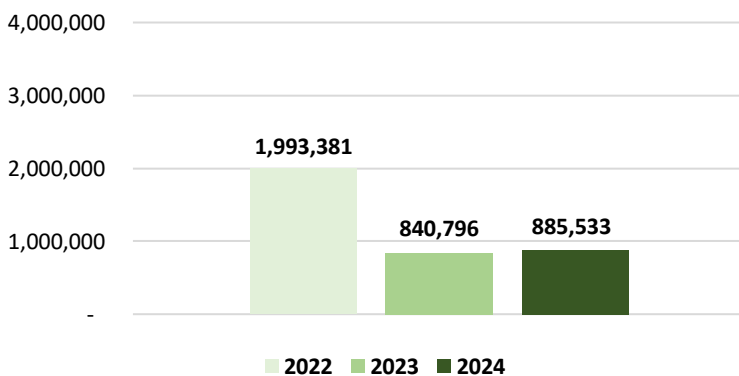
As part of the registration process for automotive vehicles, motorboats, truck trailers, trailers, semitrailers, travel trailers and manufactured homes; the Jefferson County Department of Revenue is required to collect municipal casual sales and use taxes from isolated sales by persons not engaged in the business of selling. If the purchaser lives within city limits, tax is collected at the appropriate rate for the city.

Municipal Sales and Use Taxes



Driver Licenses

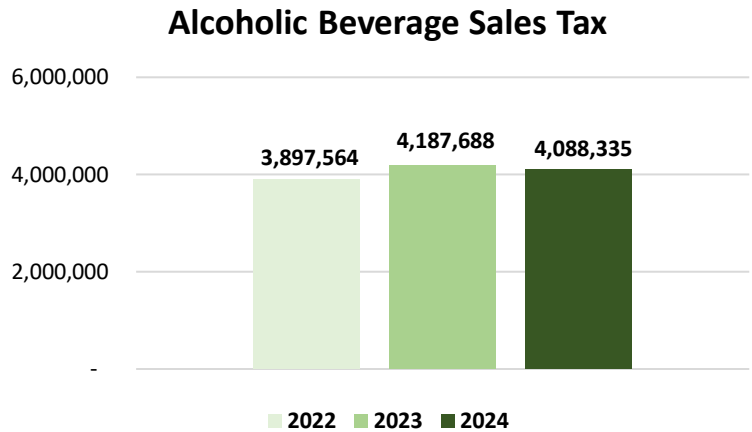
Driver Licenses Collections



Driver license collections are the total fees charged when issuing driver license renewals, replacements, and name or address changes.

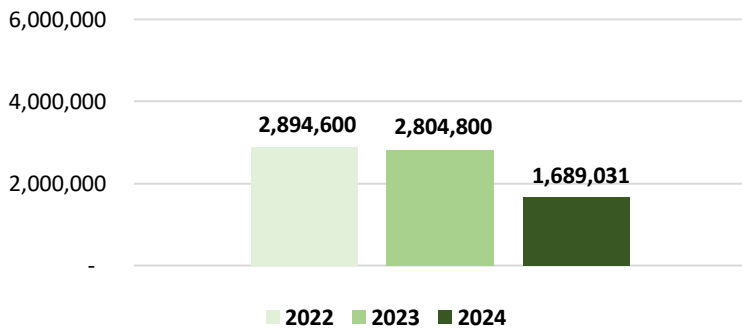
Alcoholic Beverage Sales Tax

Alcoholic beverage sales tax is an additional sales tax on alcoholic beverages sold from restaurants that are licensed by the Alcoholic Beverage Control Board. This tax applies to beer and hard liquor but does not apply to table wine.



Mandatory Liability Insurance Reinstatement

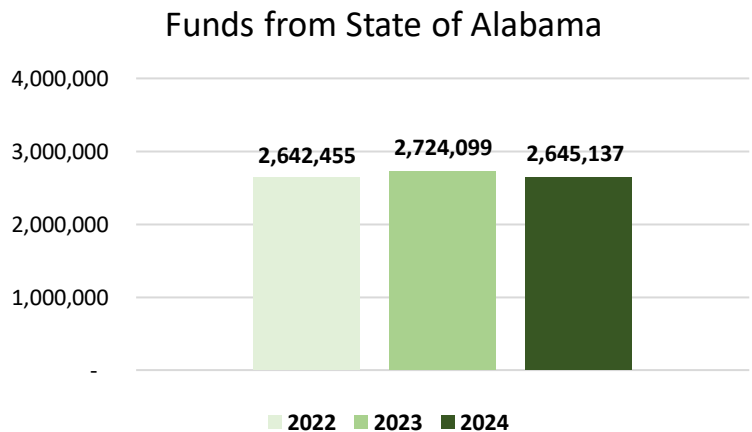
Mandatory Liability Insurance Reinstatement



If it is determined that a vehicle was not insured in accordance with the Mandatory Liability Insurance law, the Alabama Department of Revenue will suspend the motor vehicle registration. The Jefferson County Department of Revenue will reinstate the registration upon presentation of proof of current liability insurance and payment of the required fees.

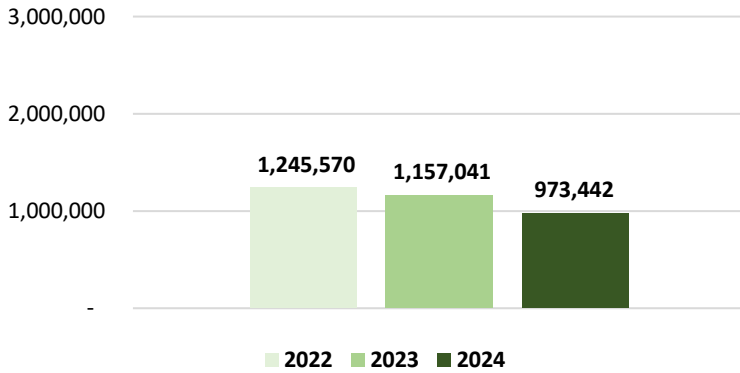
Funds from State of Alabama

The State of Alabama disburses various taxes and fees to Jefferson County. These include Additional Motor Vehicle License taxes, Additional Motor Vehicle fees, International Registration Plan (IRP) fees, Additional Excise Tax, Petroleum Inspection fees and refunds of Tobacco Tax discounts allowed and tobacco tax administrative expenses.



Television Franchise Tax

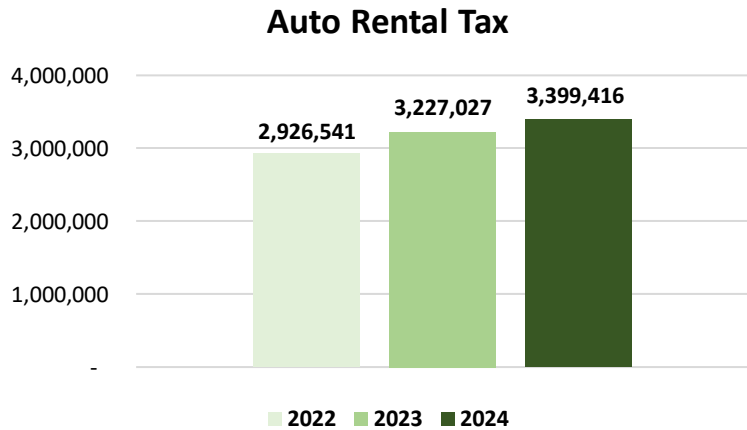
Television Franchise Fee Collections



Television franchise tax is a license tax on the gross revenue of cable television franchise holders that have been granted franchises by the County to install poles or conduits within the boundary lines of public roads, highways or right of ways within the unincorporated areas of the County.

Auto Rental Tax

The Auto Rental Tax is a tax on the short-term lease or rental of passenger automotive vehicles.



THIS PAGE INTENTIONALLY LEFT BLANK.

COLLECTIONS SUMMARY

Tax Type	2022 - 2023	2023 - 2024	Variance
Ad-Valorem Tax	\$91,103,122	\$95,846,786	5%
Alcoholic Beverage Tax	8,657,311	8,358,100	-3%
Alcoholic Beverage Sales Tax - 3%	4,187,688	4,088,335	-2%
Automobile Registrations & Temp Tags	23,615,426	23,753,658	1%
Automobile Transfers & Penalties	72,250	73,427	2%
Automotive Rental Tax	3,227,027	3,399,416	5%
Beer Tax	5,942,342	5,722,253	-4%
Boat Licenses	254,261	246,837	-3%
Business Licenses	11,354,431	12,037,804	6%
Conservation License - Hunting & Fishing	25,864	28,641	11%
County Gasoline Tax	4,562,362	4,595,941	1%
Driver Licenses	840,796	885,533	5%
Electric Car Tax	493,250	685,078	39%
Funds from State	2,724,099	2,645,137	-3%
Lodgings Tax	23,409,699	22,735,496	-3%
Mandatory Liability Insurance	2,804,800	1,689,031	-40%
Manufactured Homes - Fees & Permits	54,892	52,375	-5%
Miscellaneous Fees	325,913	297,049	-9%
Municipal Sales & Use Tax - Auto & Boats	5,146,454	5,102,286	-1%
Rideshare Tax	19,813	26,428	33%
Sales & Use Tax	145,254,985	143,781,937	-1%
Simplified Sellers Use Tax	19,817,741	22,643,910	14%
Special Common Carrier (Bus) License	7,759	8,428	9%
Special Revenue Sales Tax	145,623,073	143,983,193	-1%
State Gasoline Tax	21,639,376	22,337,849	3%
State Sales & Use Tax - Auto & Boats	6,853,826	6,740,218	-1%
T. V. Franchise Tax	1,157,041	973,442	-16%
Title Fees	944,716	938,391	-1%
Tobacco Tax	815,611	722,818	-11%
Wine Tax	29,123	30,969	6%
TOTAL COLLECTIONS	\$ 530,965,051	\$534,430,766	1%

AD VALOREM TAX

Total of Assessed Values Countywide

	2022-2023	2023-2024	Variance
Ad-Valorem Tax valuation: Current year plus delinquent (escape) tags processed	\$1,334,218,020	\$1,420,455,188	6%

Ad Valorem Tax Collections by Tax District

October 1, 2023 through September 30, 2024

Tax District	Amount
State 6.5 mill	\$ 8,976,549
Jefferson County 13.5 mill	18,417,712
Jefferson County School District 5.1 mill	2,338,204
Jefferson County School District 8.8 mill	4,034,548
Jefferson County School District 5.0 mill	2,292,357
Jefferson County School District 3.0 mill	1,375,414
Jefferson County School District 8.2 Co-Wide	3,944,722
Adamsville 10.6 mill	98,777
Argo 5.0 mill	848
Bessemer 35.1 mill	2,028,062
Bessemer School District 5.4 mill	312,010
Bessemer School 8.2 Co-Wide	375,182
Birmingham 28.5 mill	10,824,140
Birmingham School District 15.8 mill	6,955,150
Birmingham School 8.2 Co-Wide	2,414,263
Brighton 9.6 mill	24,857
Brookside 9.6 mill	14,925
Cardiff 5.0 mill	582
Center Point 5.0 mill	122,249
Clay 5.0 mill	80,718
County Line 5.0 mill	834
Fairfield 20.4 mill	254,706
Fairfield School District 25.9 mill	307,469
Fairfield School District 8.2 Co-Wide	184,198
Fultondale 5.0 mill	93,311
Gardendale 10.0 mill	356,737
Graysville 8.2 mill	31,311
Helena 5.0 mill	40,664
Homewood 31.7 mill	1,782,358
Homewood School District 15.1 mill	848,849
Homewood School District 8.2 Co-Wide	525,563
Hoover 30.5 mill	4,713,510
Hoover School District 13.9 mill	2,147,612

Ad Valorem Tax Collections by Tax District

October 1, 2023 through September 30, 2024

Hoover School District	8.2 Co-Wide	\$ 1,150,358
Hueytown	10.0 mill	290,267
Irondale	6.5 mill	363,644
Kimberly	12.5 mill	126,668
Lake View	5.0 mill	1,870
Leeds	9.2 mill	183,440
Leeds School District	21.9 mill	436,793
Leeds School District	8.2 Co-Wide	229,140
Lipscomb	9.8 mill	10,968
Maytown	5.0 mill	1,626
Midfield	37.8 mill	137,849
Midfield School District	30.5 mill	176,535
Midfield School District	8.2 Co-Wide	118,372
Morris	6.5 mill	37,324
Mountain Brook	46.7 mill	3,490,063
Mountain Brook School District	34.1 mill	2,549,898
Mountain Brook School District	8.2 Co-Wide	527,226
Mulga	7.0 mill	11,786
North Johns	7.0 mill	563
Pleasant Grove	30.0 mill	566,523
Sumiton	6.0 mill	260
Sylvan Springs	7.0 mill	37,457
Tarrant	17.0 mill	288,903
Tarrant School District	11.2 mill	190,474
Tarrant School District	8.2 Co-Wide	154,983
Trafford	5.0 mill	3,794
Trussville	12.0 mill	203,929
Trussville School District (to city)	7.0 mill	285,500
Trussville School District	21.9 mill	892,867
Trussville School District	8.2 Co-Wide	561,725
Vestavia	49.3 mill	3,862,797
Vestavia School District	15.1 mill	1,182,947
Vestavia School District	8.2 Co-Wide	800,377
Warrior	8.0 mill	50,380
SUBTOTAL AD-VALOREM TAX COLLECTED BY JEFFERSON COUNTY		\$ 94,845,697
COUNTY AD-VALOREM TAX COLLECTED BY MUNICIPALITIES ISSUING TAGS		1,001,089
TOTAL AD-VALOREM TAX COLLECTED		\$ 95,846,786

BOAT REGISTRATIONS AND COLLECTIONS

October 1, 2023 through September 30, 2024

Types	# of Registrations	Amount Collected
Class I < 16 ft	2,465	\$ 61,475
Class II 16 ft to less than 26 ft	5,625	168,450
Class III 26 ft to less than 40 ft	122	9,840
Class IV 40ft and greater	9	945
Transfers	1,048	5,240
Replacements	247	1,225
Mail Fees		589
Total Boat Licenses	9,516	\$ 247,764
Reconciling Items		
Specialty Boat License	0	0
Total Collections for Boat License	9,516	\$ 247,764

BUSINESS AND PRIVILEGE LICENSE COLLECTIONS

October 1, 2023 through September 30, 2024

STATE OF ALABAMA LICENSES

Total State Privilege Licenses	# of Licenses Issued	20,857	\$ 1,995,261
Store Licenses	# of Licenses Issued	7,008	
State			\$ 179,829
Issuance Fees			9,651
Penalty			5,047
Interest			2,318
Citation - State			28
Citation - County			29
Mail Fees			1,554
Total Single Store Licenses			\$ 198,456

JEFFERSON COUNTY LICENSES

County Ordinance No. 1801	# of Licenses Issued	24,461	\$ 9,757,015
County Ordinance No. 1801 - Fees		4	\$ 72,869
Other County Ordinances			\$ 587

MUNICIPAL LICENSES

Municipal Real Estate	# of Licenses Issued	608	\$ 13,618
TOTAL BUSINESS LICENSE COLLECTIONS			\$ 12,037,806

CONSERVATION AND NATURAL RESOURCES ISSUANCE AND COLLECTIONS

October 1, 2023 through September 30, 2024

HUNTING LICENSES (RESIDENT)

	# of	Amount
Disabled Military Veteran's Appreciation Hunting License (100% VA disabled)	15	53
Disabled Military Veteran's Appreciation Hunting License (50% -99% disabled)	7	119
Physically Disabled Resident Hunting Annual License (SSA disability)	22	160
Physically Disabled Resident Hunting Annual License (100% SSA disability)	10	72
Optional Res 65 Plus All Game Hunting	2	65
Optional Res Exempt 100% Physical Disabled Hunting License VA	1	4
Res 64 All Game Hunting	3	100
Res 64 Small Game Hunting	1	22
Res Hunting - All Game	63	2,067
Res Hunting - Small Game	1	22
Res Nighttime Feral Swine / Coyote Hunting License	7	121
Res Nighttime Feral Swine / Coyote Hunting License (100% Physically Disabled)	2	2
Res Nighttime Feral Swine / Coyote Hunting License- 100% Disabled Military VA	3	3
Disabled Military Veteran's Appreciation Hunting License (100% VA disabled)	15	53
Total	152	\$ 2,863

FISHING LICENSES (RESIDENT)

	# of	Amount
Disabled Military Veterans Appreciation Saltwater Fishing (20% or more Disabled)	15	53
Disabled Military Veteran's Appreciation Freshwater Fishing (20% or more disabled)	35	123
Optional Res 65 Plus Freshwater Fishing	1	16
Physically Disabled Resident Freshwater Annual License	62	212
Physically Disabled Resident Saltwater Annual License	19	65
Res 64 Freshwater Fishing	14	228
Res Fishing Saltwater Pier	3	22
Res Freshwater Commercial	5	595
Res Freshwater Fishing	207	3,375
Res Saltwater Fishing	17	489
Disabled Military Veterans Appreciation Saltwater Fishing (20% or more Disabled)	15	53
	393	\$ 5,231

FISHING LICENSES (NONRESIDENT)

NR Freshwater Annual	7	442
NR Freshwater Trip 7-days	2	70
	9	\$ 512

CONSERVATION AND NATURAL RESOURCES ISSUANCE AND COLLECTIONS

October 1, 2023 through September 30, 2024

<u>HUNTING LICENSES (RESIDENT)</u>	<u># of</u>	<u>Amount</u>
Disabled Military Veteran's Appreciation Hunting License (100% VA disabled)	15	52.75
Disabled Military Veteran's Appreciation Hunting License (50% -99% disabled)	7	118.60
Physically Disabled Resident Hunting Annual License (SSA disability)	22	159.90
Physically Disabled Resident Hunting Annual License (100% SSA disability)	10	71.50
Optional Res 65 Plus All Game Hunting	2	65.10
Optional Res Exempt 100% Physical Disabled Hunting License VA	1	3.50
Res 64 All Game Hunting	3	99.65
Res 64 Small Game Hunting	1	21.55
Res Hunting - All Game	63	2,066.65
Res Hunting - Small Game	1	21.55
Res Nighttime Feral Swine / Coyote Hunting License	7	120.70
Res Nighttime Feral Swine / Coyote Hunting License (100% Physically Disabled)	2	2.20
Res Nighttime Feral Swine / Coyote Hunting License- (100% Disabled Military VA)	3	3.30
Total	137	\$ 2,809.95

<u>FISHING LICENSES (RESIDENT)</u>	<u># of</u>	<u>Amount</u>
Disabled Military Veterans Appreciation Saltwater Fishing (20% or more Disabled)	15	52.70
Disabled Military Veteran's Appreciation Freshwater Fishing (20% or more disabled)	35	123.05
Optional Res 65 Plus Freshwater Fishing	1	16.15
Physically Disabled Resident Freshwater Annual License	62	211.95
Physically Disabled Resident Saltwater Annual License	19	65.05
Res 64 Freshwater Fishing	14	228.35
Res Fishing Saltwater Pier	3	22.10
Res Freshwater Commercial	5	595.00
Res Freshwater Fishing	207	3,375.00
Res Saltwater Fishing	17	488.75
Total	378	\$ 5,178.10

<u>FISHING LICENSES (NONRESIDENT)</u>	<u># of</u>	<u>Amount</u>
NR Freshwater Annual	7	442.20
NR Freshwater Trip 7-days	2	70.00
Total	9	\$ 512.20

CONSERVATION AND NATURAL RESOURCES ISSUANCE AND COLLECTIONS

October 1, 2023 through September 30, 2024

<u>SPECIALITY LICENSES</u>	# of	Amount
Durable Card	189	945.00
e-Federal Duck Stamp (45-Day Temporary Stamp-see note on receipt)	1	28.00
e-Federal Duck Stamp (expires June 30-see note on receipt)	2	60.00
Fish Baskets (Wire Baskets)	25	50.00
Freshwater Non-game Retail Fish Dealers	1	13.00
Game Check H.E.L.P. Number	2	
Harvest Information Program (HIP)	10	
All Access Hunting Package	3	
Comm Fowl Hunt Preserve, Nonexempt	1	32.00
NR Wildlife Management Area License	1	21.55
Optional Res 65 Plus Harvest Information Program (HIP)	2	
Optional Res 65 Plus State Duck Stamp	2	23.50
Optional Res 65 Plus Wildlife Management Area License	2	43.75
Res Bait Privilege License (WT Deer/Feral Swine - corn and other bait)	127	2,251.35
Res SW Reef Fish Endorsement	2	20.00
Res Wildlife Management Area License	19	415.30
Round Up for Freshwater Fisheries Research	340	3.40
Round Up for Saltwater Fisheries Research	50	0.50
Round Up for Shooting Sports/ Wildlife Research	102	10.20
State Duck Stamp & Wildlife Heritage	11	140.65
Total	181	\$ 4,058.20

<u>LIFETIME LICENSES (RESIDENT)</u>	# of	Amount
Lifetime Disabled Veteran's Freshwater Fishing (20%+ disabled) (12-50+)	14	535.15
Lifetime License Replacement	20	100.00
Lifetime Reef Fish Endorsement - Resident	1	220.00
Lifetime State Duck Stamp (< 2-11)	3	649.10
Lifetime Disabled Veteran's Freshwater/Saltwater Fishing (20%+ disabled) (12-50+)	6	442.00
Lifetime Disabled Veteran's Hunting (100% disabled) (12-50+)	5	246.20
Lifetime Disabled Veteran's Hunting (20%-100% disabled)/Fresh/Salt (12-50+)	8	1,099.00
Lifetime Disabled Veteran's Hunting (20%-100% disabled)/Freshwater Fishing (12-50+)	13	1,167.95
Lifetime Freshwater / Saltwater Fishing (< 2) (Includes the Wildlife Heritage Lifetime)	1	550.45
Lifetime Freshwater Fishing (12-49) (Includes the Wildlife Heritage Lifetime License)	5	1,584.25
Lifetime Hunting (2-50+) (Includes the Wildlife Heritage Lifetime License)	6	3,439.75
Lifetime Hunting/Fresh/Saltwater (< 2-50+) (Includes the Wildlife Heritage Lifetime)	5	6,126.35
Senior Lifetime Hunting/Fresh/Saltwater (Includes the Wildlife Heritage Lifetime)	2	70.00
Total	89	\$ 16,230.20

COLLECTIONS FROM MOTOR VEHICLE REGISTRATIONS

October 1, 2023 through September 30, 2024

Adamsville	\$98,028
Argo	892
Bessemer	602,155
Birmingham	3,447,690
Brighton	32,125
Brookside	14,993
Cardiff	1,038
Center Point	237,557
Clay	118,694
County Line	1,471
Fairfield	123,335
Fultondale	151,959
Gardendale	244,176
Graysville	43,432
Helena	45,188
Homewood	306,944
Hoover	891,102
Hueytown	270,295
Irondale	272,195
Jefferson County	1,704,153
Kimberly	62,343
Lake View	2,621
Leeds	153,093
Lipscomb	13,054
Maytown	2,921
Midfield	60,988
Morris	36,866
Mountain Brook	274,432
Mulga	16,857
North Johns	815
Pinson	129,185
Pleasant Grove	155,443
Sumiton	293
Sylvan Springs	54,186
Tarrant	159,424
Trafford	8,588
Trussville	234,149
Vestavia	378,811
Warrior	54,743
West Jefferson	4,428
State of Alabama (Additional Tag Money)	7,800,120
Disabled Veteran Tags	10,990
Manufacturing Cost	77,155
Prestige Tag Fees	4,125,705
Replacement Tags	7,177
Fees, Citations and Mail Fees	1,321,443
Temporary Tag Fees	434
Total	\$ 23,753,686

COLLECTIONS OF VARIOUS TAXES AND FEES

ALCOHOLIC BEVERAGE TAX		\$ 8,358,100
ALCOHOLIC BEVERAGE SALES TAX - 3%		\$ 4,087,404
AUTOMOBILE TRANSFERS		\$ 24,765
AUTOMOBILE TRANSFERS - PENALTY		\$ 48,909
AUTOMOTIVE RENTAL TAX		\$ 3,399,416
BAD CHECK FEES		
Alcoholic Beverage Tax		\$ 907
Additional Beverage Sales Tax - Alcoholic 3%		934
Beer Tax		0
County Gasoline		0
Lodgings Tax		150
Privilege License		0
Sales & Use Tax		17,516
Special Revenue Sales & Use Tax		15,628
Tobacco Tax		0
		\$ 35,135
BEER TAX		\$ 5,722,253
DRIVER LICENSES		
	<u># of</u>	<u>Amount</u>
	<u>Items</u>	
Class A, B, C & School Bus	- New / Renew	\$ 40,195
Class D & M	- New / Renew	770,640
Class V	- New / Renew	36
Class A, B, C, D, V & School Bus	- Duplicate	366
ID New/Renew, Duplicate, Disabled & Over 62		72,043
Exam Fee		2,620
		\$ 885,900
Total Driver Licenses	25,560	\$ 885,900
ELECTRIC CAR TAX		\$ 690,188

COLLECTIONS OF VARIOUS TAXES AND FEES

FUNDS FROM STATE OF ALABAMA		<u>Amount</u>
7% Auto License		\$ 753,923
Additional Auto License		1,341,609
Additional Excise Tax		37,620
International Registration Plan (IRP)		309,479
Petroleum Inspection Fees		117,898
Tobacco Tax Discount Reimbursement		84,608
		\$ 2,645,137
GAS TAX – COUNTY		
	<u>Gallons</u>	<u>Taxes</u>
Gallons / Taxes	459,559,719	\$ 4,595,597
Penalties		344
		\$ 4,595,941
GAS TAX – STATE		
	STATE GASOLINE TAX .04	\$ 4,583,859
	STATE GASOLINE TAX .05	2,259,152
	STATE GASOLINE TAX .07	7,907,036
	STATE GASOLINE TAX .10	7,587,802
GAS TAX – STATE TOTAL		\$ 22,337,849
LODGINGS TAX		\$ 22,735,496
MANDATORY LIABILITY INSURANCE		\$ 1,695,800
MANUFACTURED HOME FEES AND PERMITS		\$ 52,435
MISCELLANEOUS FEES		\$ 297,049
MUNICIPAL SALES & USE TAX - AUTO		\$ 4,968,057
MUNICIPAL SALES & USE TAX - BOATS		\$ 157,308
RIDESHARE TAX		\$ 26,428
SALES AND USE TAX		
Regulation A		\$ 1,838,116
Sales Tax		111,113,892
Consumer Use		8,465,517
Sellers Use		21,249,142
Motor Vehicle Auto & Boat		1,316,526
		\$ 143,983,193

COLLECTIONS OF VARIOUS TAXES AND FEES

SIMPLIFIED SELLERS USE TAX		\$ 22,643,910
<hr/>		
SPECIAL COMMON CARRIER LICENSES		\$ 8,462
<hr/>		
SPECIAL REVENUE SALES AND USE TAX		
Regulation A		\$ 1,838,116
Sales Tax		110,658,593
Consumer Use		8,865,139
Sellers Use		21,103,210
Motor Vehicle Auto & Boat		1,316,879
		\$ 143,781,937
<hr/>		
STATE SALES & USE TAX - AUTO & MANUFACTURED HOMES		\$ 6,551,796
<hr/>		
STATE SALES & USE TAX - BOATS		\$ 218,817
<hr/>		
TITLE FEES	<u># of Titles</u>	
	53,919	\$ 932,386
<hr/>		
TOBACCO TAX STAMPS		
<u>Denomination</u>	<u># of Stamps</u>	<u>Amount</u>
.01	35,000	\$ 350
.03	62,000	1,860
.04	1,000	40
.04 Fuson	19,140,00	765,600
.05	10,000	500
.10	25,000	2,500
Penalty and Interest		0
Less: Discount to Dealers		(74,085)
		\$ 696,765
<hr/>		
T V FRANCHISE TAX		\$ 973,442
<hr/>		
WINE TAX		\$ 30,967

DISBURSEMENT SUMMARY

Tax Recipient	2022 - 2023	2023 - 2024	Variance
Alabama, State of	\$40,305,958	40,141,435	-1%
Birmingham-Jefferson Transit Authority	1,980,780	1,906,865	-4%
Birmingham-Jefferson Civic Center Authority	22,380,306	22,006,122	-2%
Jefferson County Treasurer	107,987,503	109,338,200	1%
Jefferson County Board of Education	13,840,462	14,418,871	4%
Jefferson County Health Department	28,849,427	28,554,667	-1%
Greater Birmingham Convention & Visitors	9,947,435	9,676,422	-3%
Jefferson County Indigent Care Fund	64,062,392	63,408,522	-1%
Hospital Authority	8,483,753	8,190,049	-3%
Juvenile Health Care Board	1,609	1,939	21%
Simplified Sellers Use Tax	19,817,741	22,643,910	14%
Special Revenue Sales Tax	139,792,750	138,209,109	-1%
Citizenship Trust-State Veterans LL Fund	11,877	12,414	5%
Tenth Judicial Circuit (Tags)	3,383	3,135	-7%
School Districts Outside of Jeff Co.	3,020	2,571	-15%
Adamsville, City of	285,287	265,263	-5%
Argo, Town of	7,491	7,463	-1%
Bessemer, City of	3,481,139	3,626,276	4%
Bessemer Board of Education	388,600	376,924	-3%
Birmingham, City of	24,758,552	25,999,122	5%
Birmingham Board of Education	2,296,256	2,420,384	5%
Brighton, City of	112,511	113,198	1%
Brookside, Town of	45,629	51,371	13%
Cardiff, Town of	2,033	1,988	-2%
Center Point, City of	652,735	640,304	-2%
Clay, City of	419,650	411,314	-2%
County Line, Town of	3,371	3,345	-1%
Fairfield, City of	554,554	559,819	1%
Fairfield Board of Education	467,204	477,864	2%
Fultondale, City of	533,840	525,317	-2%
Gardendale, City of	1,021,193	1,009,748	-1%
Graysville, City of	132,971	128,614	-3%
Helena, City of	124,104	139,052	12%
Homewood, City of	2,901,247	2,879,062	-1%
Homewood Board of Education	1,277,235	1,345,820	5%
Hoover, City of	6,824,272	7,096,666	4%
Hoover Board of Education	3,058,384	3,225,023	5%
Hueytown, City of	917,539	917,916	1%
Irondale, City of	819,677	952,770	16%

DISBURSEMENT SUMMARY

Tax Type	2022 - 2023	2023- 2024	Variance
Kimberly, City of	234,791	250,010	6%
Lake View, Town of	2,741	7,986	191%
Leeds, City of	795,210	804,805	1%
Leeds, Board of Education	607,978	649,610	7%
Lipscomb, City of	60,091	60,690	1%
Maytown, Town of	8,705	10,902	25%
Midfield, City of	308,204	314,182	2%
Midfield Board of Education	274,589	288,324	5%
Morris, Town of	155,280	148,980	-4%
Mountain Brook, City of	4,529,631	4,614,775	2%
Mountain Brook Board of Education	2,904,487	2,971,941	2%
Mulga, Town of	36,442	42,323	16%
North Johns, Town of	8,791	8,441	-4%
Pinson, City of	304,296	299,587	-2%
Pleasant Grove, City of	841,440	873,997	4%
Sumiton, City of	691	1,987	188%
Sylvan Springs, Town of	112,792	119,695	6%
Tarrant, City of	561,348	622,362	11%
Tarrant Board of Education	314,578	340,439	8%
Trafford, Town of	21,499	51,512	140%
Trussville, City of	1,641,831	1,574,786	-4%
Trussville Board of Education	1,334,117	1,419,789	6%
Vestavia Hills, City of	5,186,205	5,096,534	-2%
Vestavia Hills Board of Education	1,936,247	1,941,542	1%
Warrior, City of	215,912	211,229	-2%
West Jefferson, Town of	13,285	15,484	17%
TOTAL	\$ 530,965,051	\$ 534,430,766	1%

DISTRIBUTION OF AD-VALOREM TAX BY DISTRICT

October 1, 2023 through September 30, 2024

Tax District	Amount
State of Alabama	\$ 8,637,207
Jefferson County	17,752,368
Jefferson County Schools	13,765,646
Adamsville	102,690
Argo	818
Bessemer	2,285,593
Bessemer Board of Education	373,090
Birmingham	17,375,747
Birmingham Board of Education	2,400,707
Brighton	26,086
Brookside	15,645
Cardiff	667
Center Point	139,934
Clay	92,103
County line	958
Fairfield	253,166
Fairfield Board of Education	476,456
Fultondale	106,795
Gardendale	372,663
Graysville	33,480
Helena	46,510
Homewood	1,738,745
Homewood Board of Education	1,344,591
Hoover	4,601,397
Hoover Board of Education	3,222,576
Hueytown	303,178
Irondale	379,411
Kimberly	129,652
Lake View	2,144
Leeds	193,087
Leeds Board of Education	648,442
Lipscomb	11,477
Maytown	1,862
Midfield	135,993
Midfield Board of Education	287,758
Morris	40,977

DISTRIBUTION OF AD-VALOREM TAX BY DISTRICT

October 1, 2023 through September 30, 2024

Mountain Brook	\$ 3,366,046
Mountain Brook Board of Education	2,971,155
Mulga	12,816
North Johns	580
Pinson	16,270
Pleasant Grove	553,606
Sumiton	289
Sylvan Springs	40,859
Tarrant	290,709
Tarrant Board of Education	339,937
Trafford	4,339
Trussville	503,152
Trussville Board of Education	1,419,068
Vestavia Hills	3,723,706
Vestavia Hills Board of Education	1,941,086
Warrior	53,877
West Jefferson	632
TOTAL PAID TO STATE, COUNTY & MUNICIPALITIES	\$ 92,537,746
Commissions (Paid to County)	3,309,040
TOTAL DISTRIBUTIONS	\$ 95,846,786

BEER TAX DISTRIBUTION

October 1, 2023 through September 30, 2024

Jefferson County	\$ 934,363
Jefferson County School Treasurer	622,910
Birmingham Jefferson County Transit Authority	1,906,865
Adamsville	16,521
Argo	4,101
Bessemer	164,618
Birmingham	877,375
Brighton	11,537
Brookside	3,055
Cardiff	86
Center Point	33,435
Clay	27,119
County Line	156
Fairfield	29,202
Fultondale	39,142
Gardendale	62,394
Graysville	9,348
Helena	4,140
Homewood	103,353
Hoover	235,952
Hueytown	61,491
Irondale	40,165
Kimberly	7,198
Lake View	421
Leeds	46,816
Lipscomb	3,464
Maytown	525
Midfield	22,580
Morris	9,088
Mountain Brook	53,442
Mulga	3,046
North Johns	211
Pinson	41,002
Pleasant Grove	22,372
Sumiton	36
Sylvan Springs	4,063
Tarrant	28,473
Trafford	2,879
Trussville	93,380
Vestavia	110,532
Warrior	31,946
West Jefferson	944
Total Beer Tax to County & Municipalities	\$ 5,669,746
Commissions	50,850
Penalties	1,657
TOTAL DISTRIBUTIONS	\$ 5,722,253

COUNTY GASOLINE TAX DISTRIBUTION

October 1, 2023 through September 30, 2024

Jefferson County	\$	355,586
Adamsville		17,089
Argo		0
Bessemer		446,882
Birmingham		1,524,964
Brighton		14,958
Brookside		3,828
Cardiff		0
Center Point		27,971
Clay		46,160
County Line		0
Fairfield		50,073
Fultondale		129,726
Gardendale		162,726
Graysville		30,710
Helena		4,355
Homewood		175,283
Hoover		396,535
Hueytown		125,039
Irondale		80,979
Kimberly		53
Lake View		0
Leeds		290,326
Lipscomb		0
Maytown		1,991
Midfield		25,787
Morris		23,522
Mountain Brook		40,690
Mulga		4,924
North Johns		5,091
Pinson		47,740
Pleasant Grove		13,324
Sumiton		1,014
Sylvan Springs		11,321
Tarrant		54,660
Trafford		28,586
Trussville		198,649
Vestavia		122,748
Warrior		36,131
West Jefferson		4,166
Total Gasoline Tax to County & Municipalities	\$	4,503,587
Commissions		91,910
Motor Fuel Penalties		444
TOTAL COUNTY GASOLINE TAX DISTRIBUTED	\$	4,595,941

STATE GAS TAX DISTRIBUTION

October 1, 2023 through September 30, 2024

	Amount
Jefferson County	\$ 12,000,178
Adamsville	80,222
Argo	1,120
Bessemer	478,081
Birmingham	3,653,348
Brighton	42,941
Brookside	23,023
Cardiff	955
Center Point	301,449
Clay	189,090
County Line	1,727
Fairfield	183,743
Fultondale	181,465
Gardendale	294,798
Graysville	35,830
Helena	45,807
Homewood	485,339
Hoover	1,211,989
Hueytown	308,248
Irondale	247,998
Kimberly	70,576
Lake View	4,632
Leeds	186,757
Lipscomb	38,329
Maytown	5,806
Midfield	95,749
Morris	41,508
Mountain Brook	412,706
Mulga	14,405
North Johns	2,334
Pinson	132,571
Pleasant Grove	175,365
Sumiton	404
Sylvan Springs	30,373
Tarrant	112,524
Trafford	11,263
Trussville	450,557
Vestavia	717,737
Warrior	59,239
West Jefferson	7,662
TOTAL STATE GASOLINE TAX PAID TO COUNTY & MUNICIPALITIES	\$ 22,337,848

DISTRIBUTION OF MOTOR VEHICLE REGISTRATIONS (tags)

October 1, 2023 through September 30, 2024

	Amount
State of Alabama (Additional Tag Money)	\$ 7,800,120
State of Alabama (72%)	6,899,078
State of Alabama (7%)	670,748
State of Alabama (5% State Expense)	520,528
Jefferson County - Road Fund	329,315
Jefferson County Board of Education	21,468
Juvenile Health Care Board (Shrine Tags)	1,939
School Districts Outside Jefferson County	2,571
Tenth Judicial Circuit DA's Office	3,135
Director of Conservation (Specialty Boat)	0
ALEA (Specialty Boat)	0
Adamsville	18,955
Argo	172
Bessemer	116,475
Bessemer Board of Education	3,474
Birmingham	667,013
Birmingham Board of Education	19,256
Brighton	6,213
Brookside	2,895
Cardiff	201
Center Point	45,894
Clay	22,912
County Line	285
Fairfield	23,837
Fairfield Board of Education	1,408
Fultondale	29,366
Gardendale	47,169
Graysville	8,411
Helena	8,718
Homewood	59,265
Homewood Board of Education	1,215
Hoover	171,971
Hoover Board of Education	2,426
Hueytown	52,229
Irondale	52,667
Kimberly	12,034
Lake View	439
Leeds	29,559
Leeds Board of Education	803
Lipscomb	2,523

DISTRIBUTION OF MOTOR VEHICLE REGISTRATIONS (tags)

October 1, 2023 through September 30, 2024

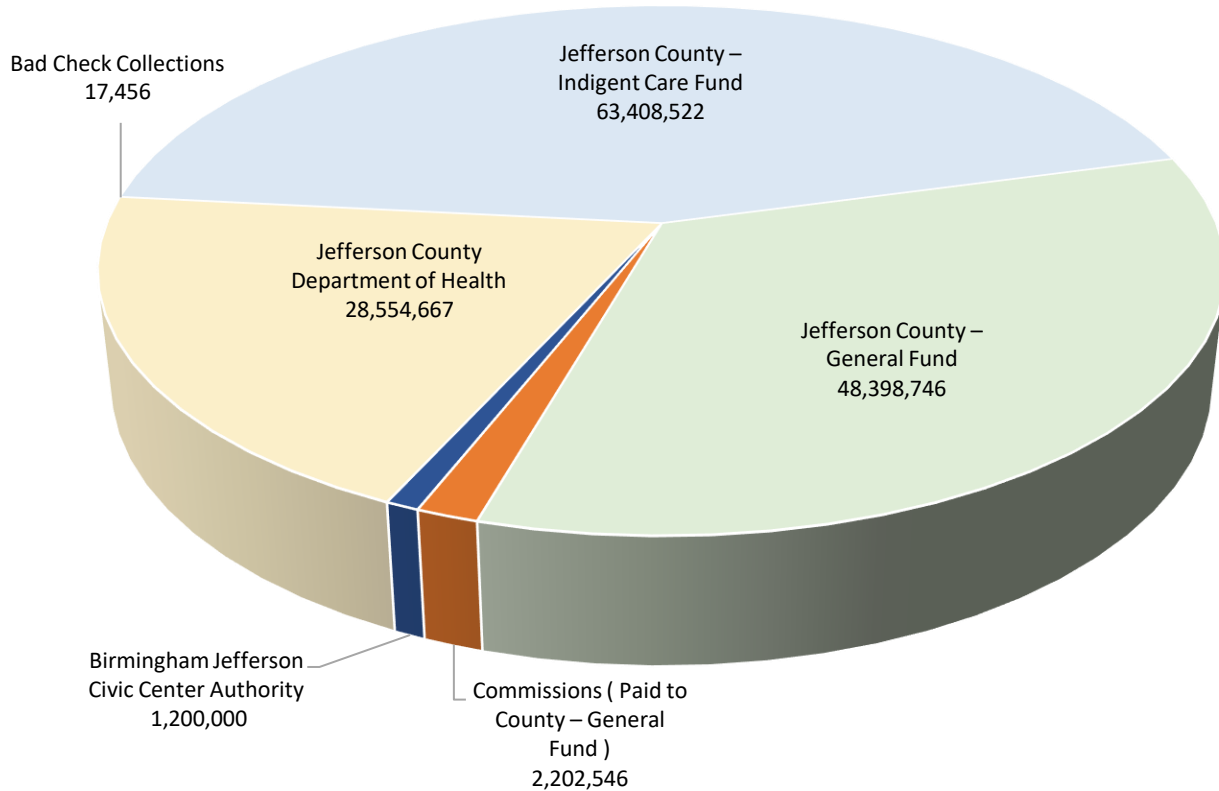
	Amount
Maytown	\$ 565
Midfield	11,785
Midfield Board of Education	558
Morris	7,118
Mountain Brook	52,940
Mountain Brook Board of Education	786
Mulga	3,257
North Johns	164
Pinson	24,936
Pleasant Grove	30,015
Sumiton	57
Sylvan Springs	10,505
Tarrant	30,879
Tarrant Board of Education	475
Trafford	1,658
Trussville	45,234
Trussville Board of Education	442
Vestavia Hills	73,118
Vestavia Hills Board of Education	457
Warrior	10,578
West Jefferson	856
SUB-TOTAL TAG MONEY DISTRIBUTED	\$ 17,963,070
Issuance Fees & Citations - Jefferson County	\$ 949,251
Citations - State of Alabama	1
Mail Fees - Jefferson County	372,191
Commissions - Jefferson County	366,687
Replacement Tag Fees - Jefferson County	7,177
Disabled Veteran Tags	10,959
Personalized Tags	445,814
Prestige Tags	2,353,311
University Tags	1,207,572
Manufacturing Cost	77,155
Temporary Tags	470
Adjustments	0
TOTAL TAG MONEY DISTRIBUTED	\$ 23,753,658

SALES AND USE TAX DISTRIBUTION

October 1, 2023 through September 30, 2024

Jefferson County – Indigent Care Fund	\$ 63,408,522
Jefferson County – General Fund	48,398,746
Jefferson County Department of Health	28,554,667
Birmingham-Jefferson Civic Center Authority	1,200,000
Bad Checks	17,456
TOTAL PAID TO RECIPIENTS	\$ 141,579,391
Commissions (Paid to County – General Fund)	\$ 2,202,546
TOTAL DISTRIBUTIONS	\$ 143,781,937

**Sales and Use Tax Distribution
\$143,781,937**



SPECIAL REVENUE SALES AND USE TAX DISTRIBUTION

The Jefferson County Department of Revenue calculates the commission and worthless check fees for Special Revenue Sales and Use Taxes and transfers that amount to the Jefferson County Treasurer to be deposited into the County’s General Fund. The remaining collections are transferred to the Jefferson County Special Revenue Sales Tax Account which is disbursed by the Jefferson County Department of Finance in accordance with State law.

October 1, 2023 through September 30, 2024

Disbursements from Department of Finance

Jefferson County – General Fund	\$ 89,545,951
Debt Service	24,950,872
County and Municipal Boards of Education	17,612,287
Jefferson County Community Service Fund	3,600,000
Birmingham-Jefferson Transit Authority	2,000,000
Birmingham Zoo	500,000
Bad Checks	15,988
TOTAL PAID TO RECIPIENTS	\$ 138,225,098

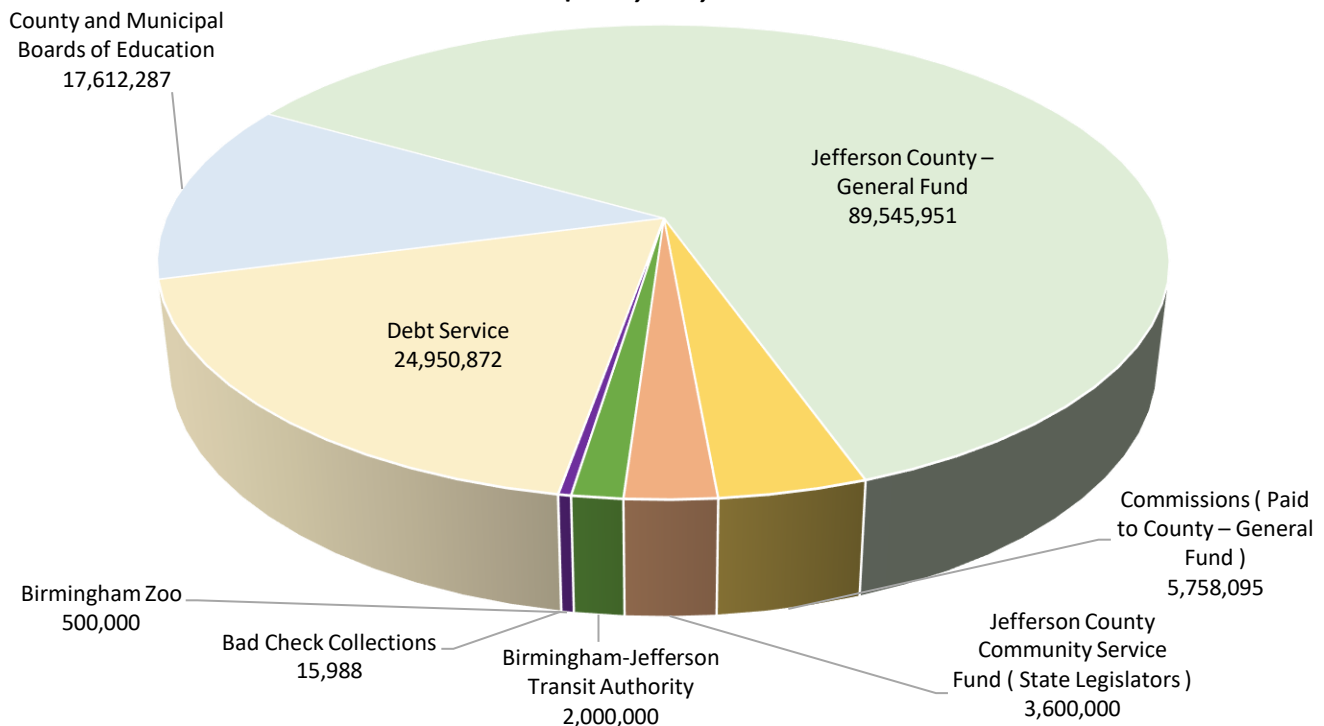
Disbursements from Department of Revenue

Commissions (Paid to County – General Fund)	5,758,095
--	-----------

TOTAL DISTRIBUTIONS

\$ 143,983,193

Special Revenue Sales and Use Tax Distribution \$143,983,193



TOBACCO TAX DISTRIBUTION

October 1, 2023 through September 30, 2024

	Amount
Birmingham-Jefferson Civic Center Authority	\$ 357,795
Jefferson County	87,642
Adamsville	2,040
Argo	29
Bessemer	12,159
Birmingham	92,917
Brighton	1,092
Brookside	586
Cardiff	24
Center Point	7,667
Clay	4,809
County Line	44
Fairfield	4,673
Fultondale	4,615
Gardendale	7,498
Graysville	911
Helena	1,165
Homewood	12,344
Hoover	30,825
Hueytown	7,840
Irondale	6,308
Kimberly	1,795
Lake View	121
Leeds	4,750
Lipscomb	975
Maytown	148
Midfield	2,435
Morris	1,056
Mountain Brook	10,497
Mulga	366
North Johns	59
Pinson	3,372
Pleasant Grove	4,460
Sumiton	10
Sylvan Springs	772
Tarrant	2,862
Trafford	286
Trussville	11,459
Vestavia	18,254
Warrior	1,507
West Jefferson	195
Total Tobacco Tax Paid to County, Municipalities & Civic Center Authority	\$ 708,362
Commissions	14,456
TOTAL TOBACCO TAX DISTRIBUTED	\$ 722,818

SUMMARY OF DISBURSEMENTS BY GROUPS

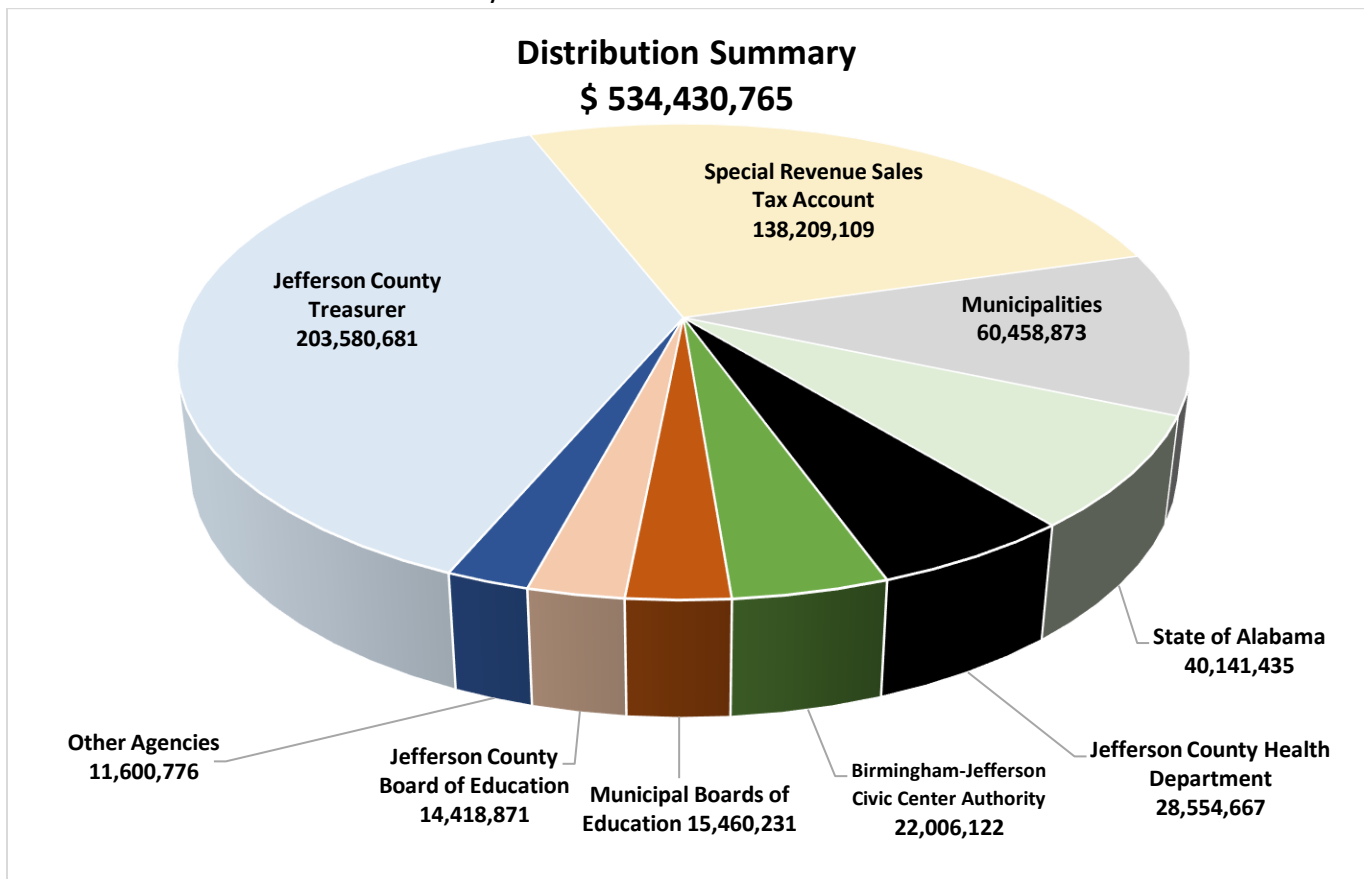
October 1, 2023 through September 30, 2024

AMOUNT PAID TO:

Jefferson County Treasurer	\$ 203,580,681
Special Revenue Sales Tax Account (see note 1)	138,209,109
Municipalities	60,458,873
State of Alabama	40,141,435
Jefferson County Health Department	28,554,667
Birmingham-Jefferson Civic Center Authority	22,006,122
Municipal Boards of Education	15,460,231
Jefferson County Board of Education	14,418,871
Other Agencies (see note 2)	11,600,776
Grand Total of Disbursement	\$ 534,430,765

Note 1: Section 9 of Jefferson County Ordinance No. 735 dated August 13, 2015, requires the Revenue Director to sequester Special Revenue Sales and Use Tax collections in a special account. The Jefferson County Department of Finance makes final distribution of these taxes as provided by law.

Note 2: Other agencies are Birmingham-Jefferson County Transit Authority, Citizenship Trust/State Veterans Living Agency, Greater Birmingham Convention and Visitors Bureau, various Fire Districts within Jefferson County, Juvenile Health Care Board, various school districts outside of Jefferson County and Tenth Judicial Circuit-District Attorney's Office.



DETAILED DISBURSEMENTS TO STATE OF ALABAMA

October 1, 2023 through September 30, 2024

AD-VALOREM TAX

2.5 mills	General Fund (see Note 1)	\$	3,322,002.66
1.0 mills	Soldier Fund		1,328,801.06
3.0 mills	School Fund		3,986,403.18

Total Ad Valorem Tax \$ 8,637,206.90

Note 1: Includes Credit Voucher Fees of: \$23,680.00

AUTOMOBILE LICENSES

Disabled Veteran Tags		\$	10,959.04
State (72%)			6,899,077.87
State (7%)			670,748.03
Auto State Expense (5%)			520,527.88
Additional Tag Money			7,800,120.17
University Tags			1,207,571.93
Temporary Tags			282.23
Personalized Tags			445,814.43
Prestige Tags			2,353,312.30
Director of Conservation (Specialty Boat)			0.00
Citations			0.75
Manufacturing Cost - Tags			77,154.73
Electric Car Tax			667,822.63

Total Automobile Licenses \$ 20,653,391.99

DRIVER LICENSES

Duplicate and ID's		\$	67,000.50
Driver Licenses			721,789.25
Commercial Driver Licenses			38,891.00
Exam Fees			2,620.00

Total Driver Licenses \$ 830,300.75

MANUFACTURED HOMES

Manufactured Home Fees		\$	10,347.72
------------------------	--	----	-----------

Total Manufactured Homes \$ 10,347.72

STATE PRIVILEGE LICENSES

State Privilege Licenses		\$	825,861.37
Forestry Licenses			1,859.15
Dentist Licenses			896.18
Doctor Licenses			61,411.83
Chiropractor Licenses			892.31
Examiner / Collector Licenses			1,147.15
Citations			1,735.50

Total State Privilege Licenses \$ 893,803.49

DETAILED DISBURSEMENTS TO STATE OF ALABAMA

October 1, 2023 through September 30, 2024

ASSOCIATIONS

Dental	\$ 2,688.53
Medical	40,941.24
Chiropractor	2,677.00
Accountancy	16,901.78

Total to Associations **\$ 63,208.55**

STATE DEPARTMENT OF REVENUE

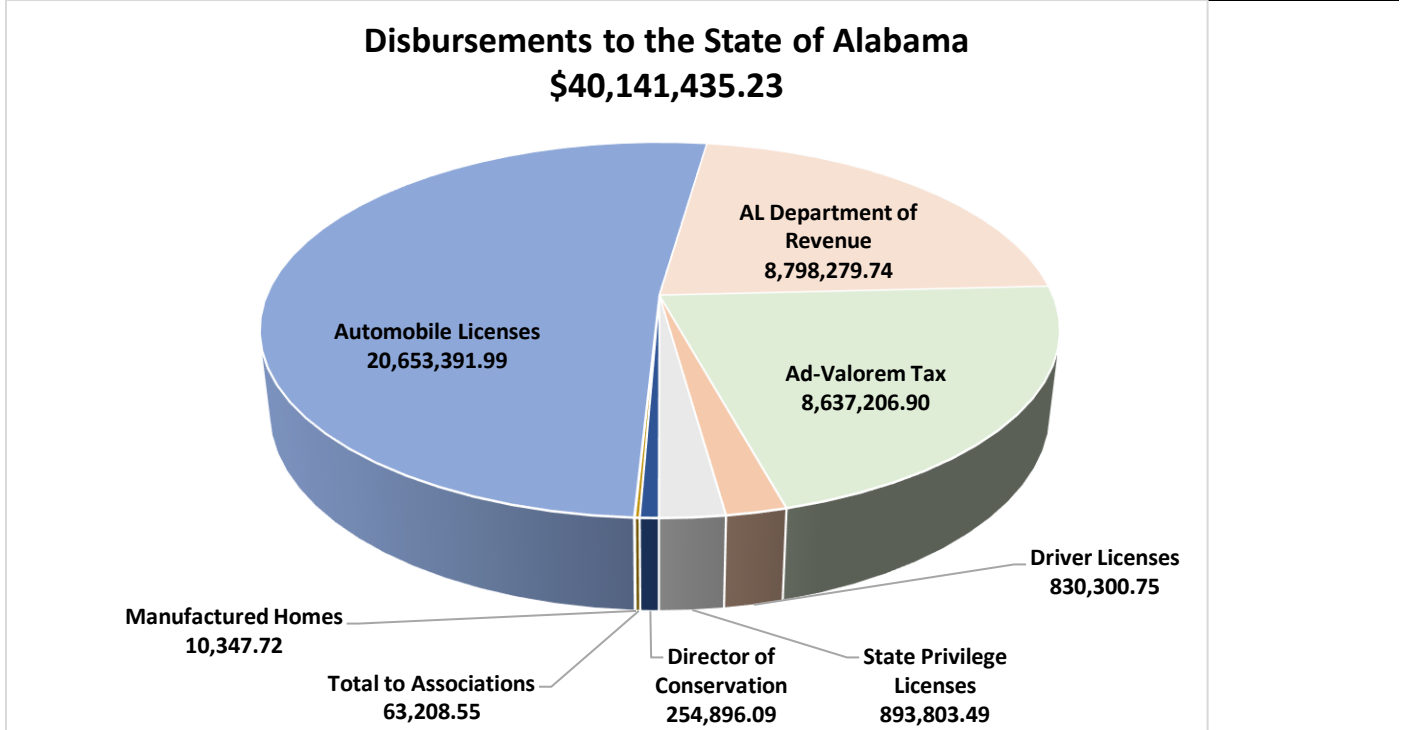
Store Licenses	\$ 173,051.26
Citations	18.35
Title Fees	782,695.00
Special Common Carrier License - 7.5% General	618.63
Special Common Carrier License - 56.5% Education Trust	4,660.45
State Sales & Use Tax - Auto	6,194,768.81
State Sales & Use Tax - Boat	206,790.92
MLI Reinstatement	1,435,676.32

Total to State Department of Revenue **\$ 8,798,279.74**

DIRECTOR OF CONSERVATION

Hunting, Fishing & Boat Licenses	\$ 254,896.09
----------------------------------	---------------

TOTAL TO STATE OF ALABAMA **\$ 40,141,435.23**



DETAILED DISBURSEMENTS TO JEFFERSON COUNTY TREASURER

October 1, 2023 through September 30, 2024

Additional Excise Tax	\$ 37,619.50
------------------------------	---------------------

Ad Valorem Tax

Total Assessed Value of all taxable vehicles
registered in Jefferson County as of FY 2023 \$1,334,218,020

Courthouse and Satellite offices

5.6 mills	General Fund	7,515,272.02
2.1 mills	Road Fund	1,586,050.15
2.9 mills	Bridge & Public Building Fund	3,813,148.17
2.2 mills	Bridge & Public Building Fund	2,892,715.16
0.7 mills	Sanitary Fund	820,412.52

Total from Courthouse and Satellite offices	\$ 16,727,598.02
--	-------------------------

Municipalities

5.6 mills	General Fund	\$ 420,273.77
2.1 mills	Road Fund	154,392.27
2.9 mills	Bridge & Public Building Fund	213,190.37
2.2 mills	Bridge & Public Building Fund	161,748.74
0.7 mills	Sanitary Fund	51,483.62

Total from Municipalities	\$ 1,001,088.77
----------------------------------	------------------------

Auto Licenses from State (7%)	\$ 753,923.16
--	----------------------

Beer Tax	\$ 934,363.24
-----------------	----------------------

Citations

Automobile Licenses	\$ 0.75
Manufactured Home Fees	2,587.80
Municipal Real Estate Licenses	0.00
State Privilege & Store Licenses	319.65

Total Citations	\$ 2,908.20
------------------------	--------------------

DETAILED DISBURSEMENTS TO JEFFERSON COUNTY TREASURER

October 1, 2023 through September 30, 2024

Commissions

Ad Valorem Tax	\$ 3,309,038.87
Alcoholic Beverage Tax	167,143.85
Automobile Licenses	366,686.75
Beer Tax	50,849.68
County Gasoline Tax	91,909.94
Education Sales & Use Tax	0.00
Electric Car Tax	17,255.11
Lodgings Tax	97,413.65
MLI Reinstatement	126,677.33
Municipal Sales & Use Tax - Auto	248,401.13
Municipal Sales & Use Tax - Boat	7,864.80
Sales & Use Tax	2,202,545.64
Special Common Carrier License	179.72
Special Revenue Sales & Use Tax	5,758,095.29
State Privilege & Store Licenses	102,311.62
State Sales & Use Tax - Auto	327,717.74
State Sales & Use Tax - Boat	10,940.82
Tobacco Tax	14,456.36
Total Commissions	<u>\$ 12,899,488.30</u>

Fees

Automobile License Issuance Fees	\$ 949,251.07
Automobile Mail Fees	372,190.60
Automobile Transfer	24,764.50
Boat License Fees	18,994.76
Boat License Mail Fees	579.00
Credit Voucher Fees	23,680.77
Dealer Issuance Fees	0.00
Driver License Fees	20,473.43
Driver License Fund	22,345.07
Hunting & Fishing License Fees	1,008.53
Jefferson County Business License (JCBL) - Fees	72,869.10
Manufactured Home Fees	8,409.66
Miscellaneous Fees and Listings	297,048.82
Municipal Real Estate Fees	1,270.13
State Privilege & Store License Fees and Interest	54,930.50
State Privilege & Store License Mail Fees	6,895.64
Temporary Tags	188.16
Total Fees	<u>\$ 1,874,899.74</u>

DETAILED DISBURSEMENTS TO JEFFERSON COUNTY TREASURER

October 1, 2023 through September 30, 2024

Gas Tax

County Gasoline Tax	\$ 355,586.22
State Gasoline Tax .04	1,258,496.14
State Gasoline Tax .05	620,249.00
State Gasoline Tax .07	2,533,630.49
State Gasoline Tax .10	7,587,801.71

Total Gas Tax **\$ 12,355,763.56**

Indigent Care Fund

Alcoholic Beverage Tax	\$ 8,190,048.51
Sales & Use Tax	63,408,522.48

Total Indigent Care Fund **\$ 71,598,570.99**

Licenses

Additional Auto Licenses from State	\$ 1,341,608.97
Automobile Licenses	328,255.80
County Ordinance	586.72
International Registration Plan (IRP) Licenses from State	309,479.21
Jefferson County Business Licenses (JCBL)	9,757,015.10
Manufactured Home	14,447.33
Special Common Carrier Licenses	2,969.50
State Privilege & Store Licenses	816,696.40

Total Licenses **\$ 12,571,059.03**

Miscellaneous

Mandatory Liability Insurance (MLI) Reinstatement - General Fund	\$ 126,677.33
Replacement Tags	7,176.75
Title Fees	155,696.47

Total Miscellaneous **\$ 289,550.55**

Penalties

Automobile Transfer	\$ 48,662.49
Bad Checks Fees	35,435.28
Beer Tax	1,657.05
County Gasoline Tax	444.13
Municipal Real Estate Tax	466.30
State Privilege & Store Licenses	83,539.80

Total Penalties **\$ 170,205.05**

Petroleum Inspection Fees **\$ 117,898.26**

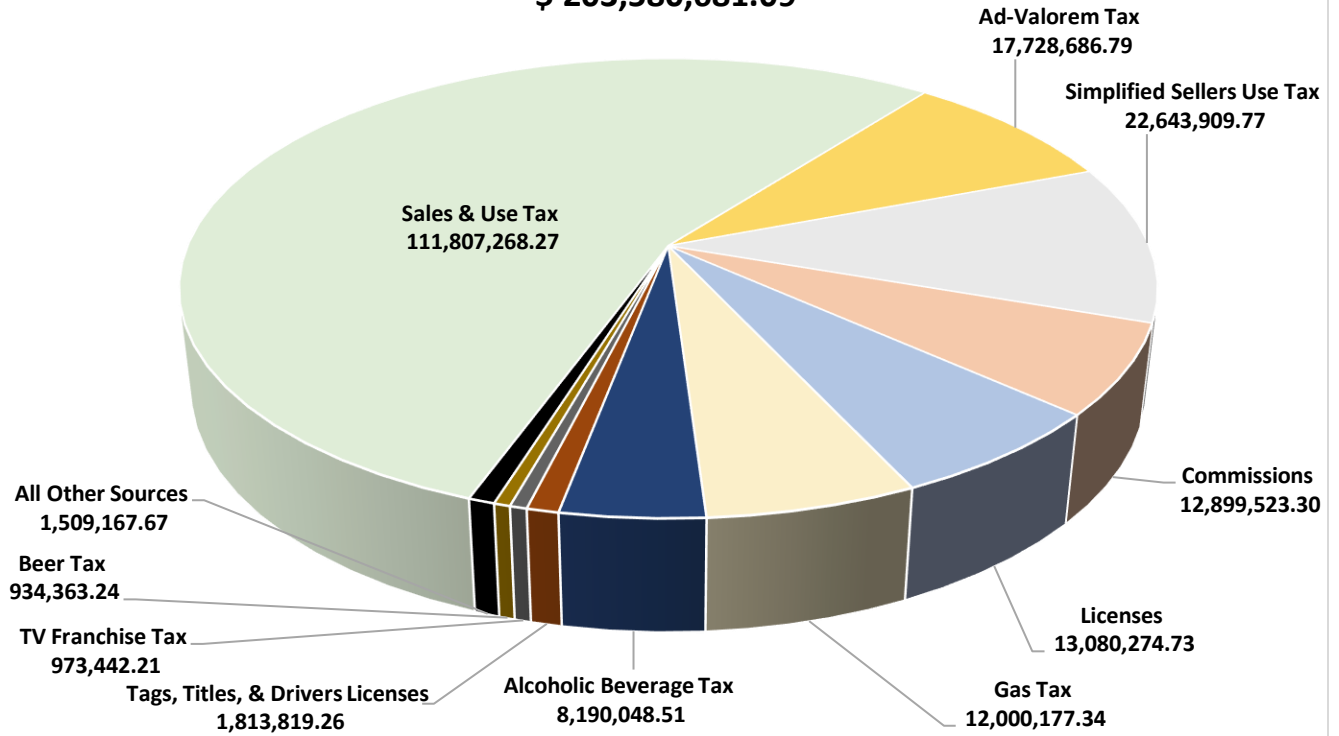
DETAILED DISBURSEMENTS TO JEFFERSON COUNTY TREASURER

October 1, 2023 through September 30, 2024

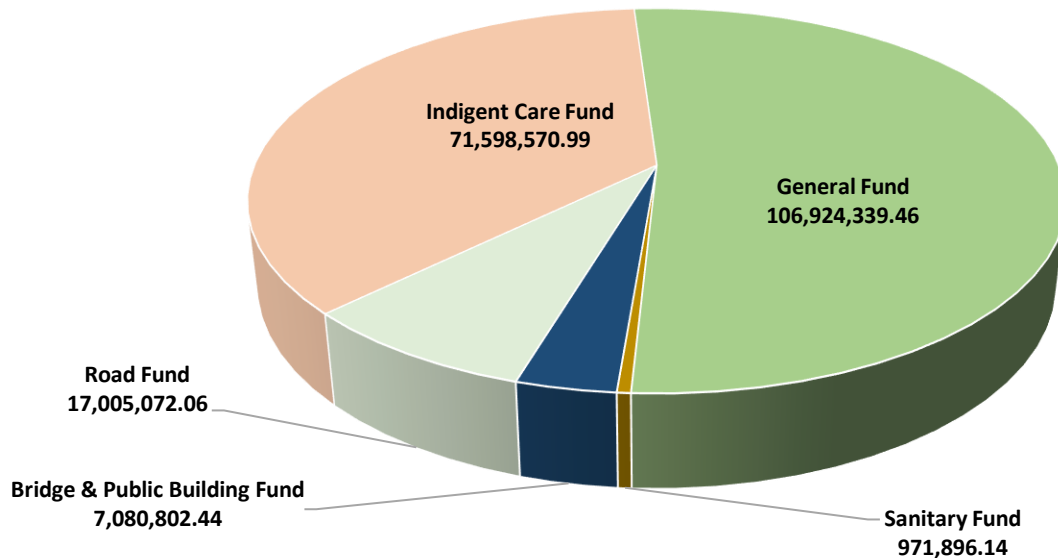
Rideshare Tax	\$ 26,428.41
Sales & Use Tax	\$ 48,398,745.80
Simplified Sellers Use Tax	\$ 22,643,909.77
Tobacco Tax	\$ 87,641.69
Tobacco Tax Discount Reimbursement	\$ 84,608.00
TV Franchise Tax	\$ 973,442.21
Wine Tax	\$ 30,968.84
TOTAL PAID TO JEFFERSON COUNTY TREASURER	\$ 203,580,681.09

DETAILED DISBURSEMENTS TO JEFFERSON COUNTY TREASURER

Disbursements to the Jefferson County Treasurer by Source
\$ 203,580,681.09

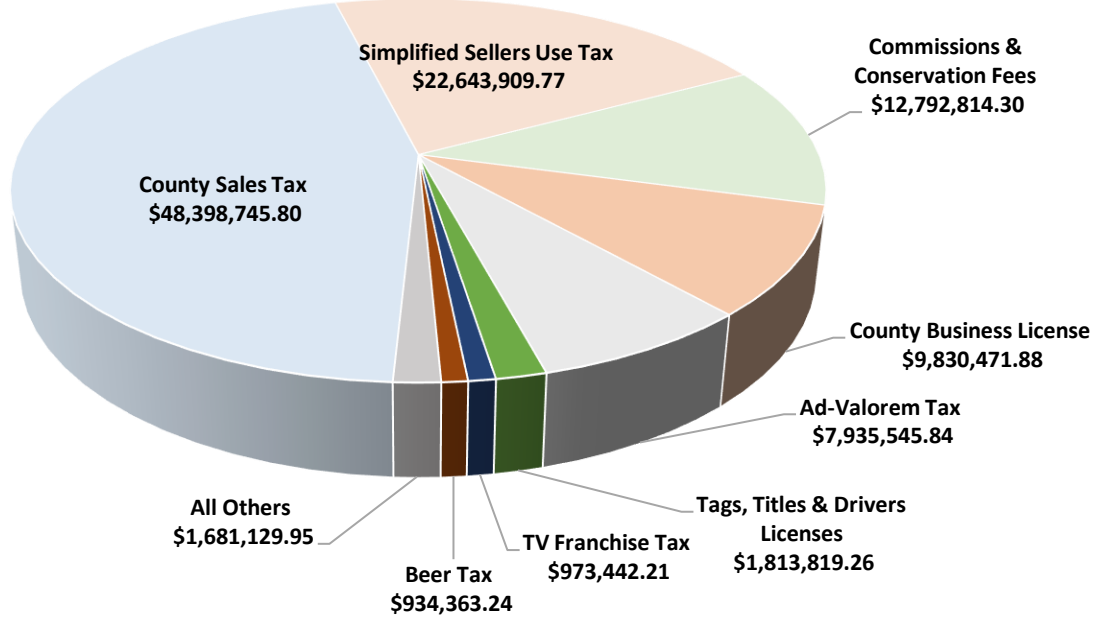


Disbursements to the Jefferson County Treasurer by Fund
\$ 203,580,681.09

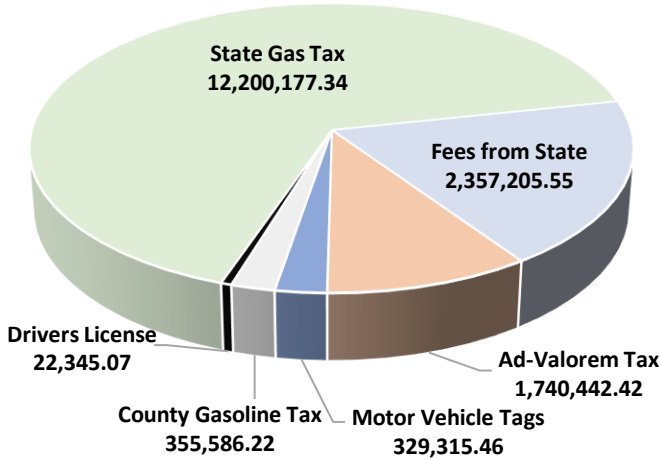


JEFFERSON COUNTY FUNDS BY REVENUE SOURCE

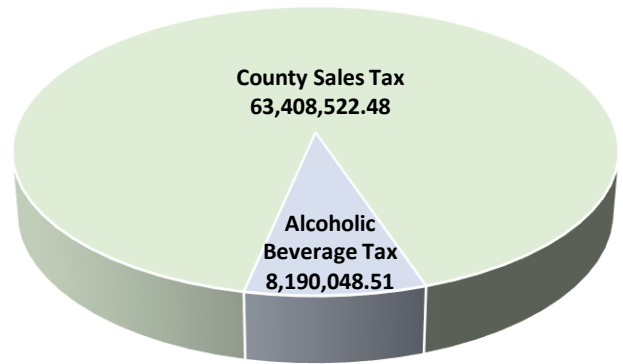
Source of Revenue Distributed to the County's General Fund
\$ 107,004,242.25



Road Fund Distributions by Revenue Source
\$ 17,005,072.06



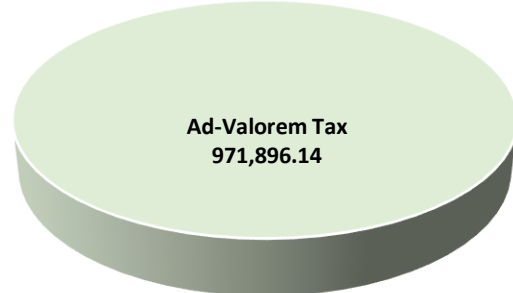
Indigent Care Fund Distributions by Revenue Source
\$ 71,598,570.99



Bridge and Public Building Fund Distributions by Revenue Source
\$ 7,080,802.44



Sanitary Fund Distributions by Revenue Source
\$ 971,896.14



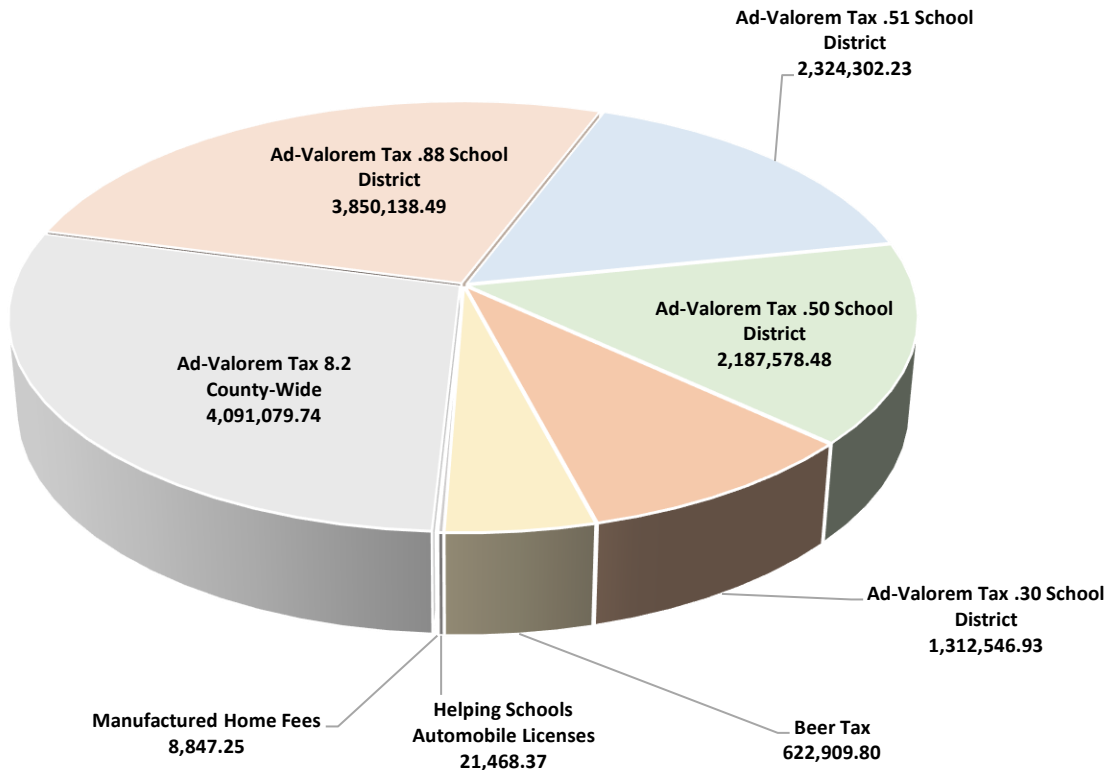
DISBURSEMENTS TO THE JEFFERSON COUNTY BOARD OF EDUCATION

October 1, 2023 through September 30, 2024

SOURCE OF REVENUE

Ad-Valorem Tax 8.2 County-Wide	\$ 4,091,079.74
Ad-Valorem Tax .88 School District	3,850,138.49
Ad-Valorem Tax .51 School District	2,324,302.23
Ad-Valorem Tax .50 School District	2,187,578.48
Ad-Valorem Tax .30 School District	1,312,546.93
Beer Tax	622,909.80
Helping Schools Automobile Licenses	21,468.37
Manufactured Home Fees	8,847.25
TOTAL PAID TO JEFFERSON COUNTY SCHOOL TREASURER	\$ 14,418,871.29

**Disbursements to the
Jefferson County Board of Education
by Revenue Source
\$14,418,871.29**



DISBURSEMENTS TO THE CITY OF ADAMSVILLE

October 1, 2023 through September 30, 2024

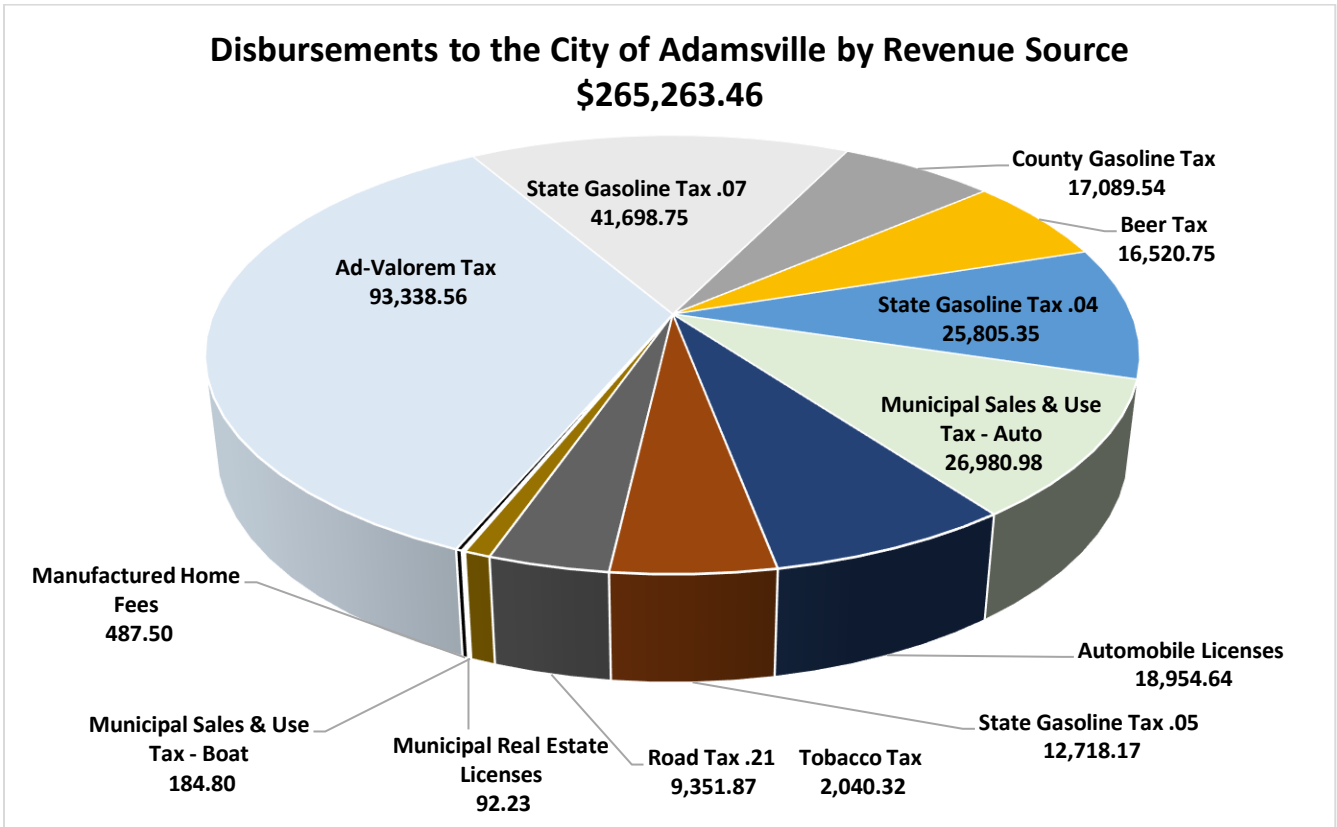
<i>Number of Vehicle Registrations</i>	5,915
<i>Total Assessed Value of all taxable vehicles registered in the City</i>	\$ 9,542,580

SOURCE OF REVENUE

Ad-Valorem Tax	\$	93,338.56
State Gasoline Tax .07		41,698.75
County Gasoline Tax		17,089.54
Municipal Sales & Use Tax - Auto		16,520.75
State Gasoline Tax .04		25,805.35
Beer Tax		26,980.98
Automobile Licenses		18,954.64
State Gasoline Tax .05		12,718.17
Road Tax .21		9,351.87
Tobacco Tax		2,040.32
Municipal Sales & Use Tax - Boat		184.80
Municipal Real Estate Licenses		92.23
Manufactured Home Fees		487.50

TOTAL PAID TO THE CITY OF ADAMSVILLE

\$ 265,263.46



DISBURSEMENTS TO THE TOWN OF ARGO

October 1, 2023 through September 30, 2024

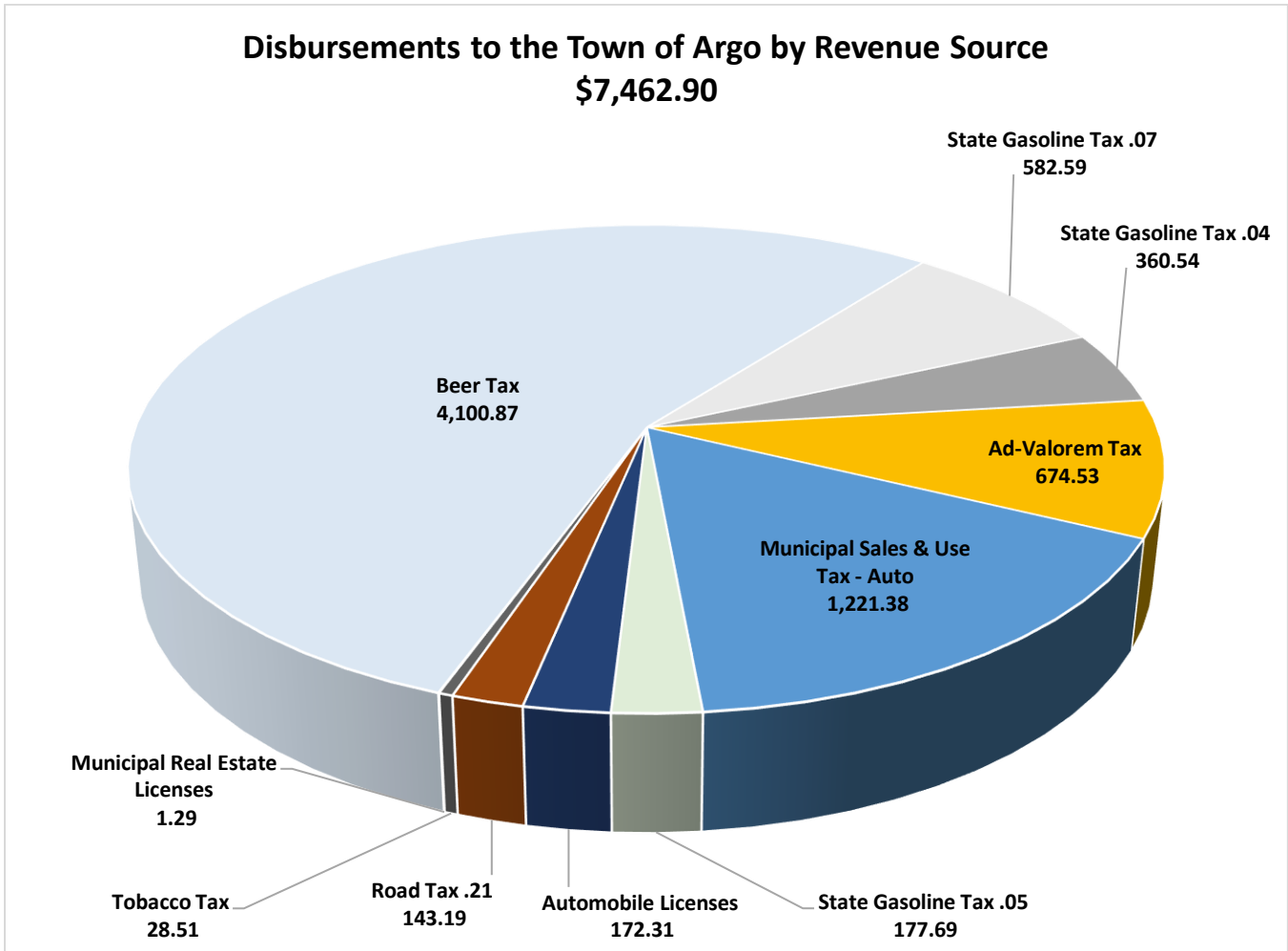
	Number of Vehicle Registrations	105
<i>Total Assessed Value of all taxable vehicles registered in the Town</i>	\$	144,780

SOURCE OF REVENUE

Beer Tax	\$	4,100.87
State Gasoline Tax .07		582.59
Ad-Valorem Tax		360.54
State Gasoline Tax .04		674.53
Municipal Sales & Use Tax - Auto		1,221.38
State Gasoline Tax .05		177.69
Automobile Licenses		172.31
Road Tax .21		143.19
Tobacco Tax		28.51
Municipal Real Estate Licenses		1.29

TOTAL PAID TO THE TOWN OF ARGO

	\$	7,462.90
--	----	-----------------



DISBURSEMENTS TO THE CITY OF BESSEMER

October 1, 2023 through September 30, 2024

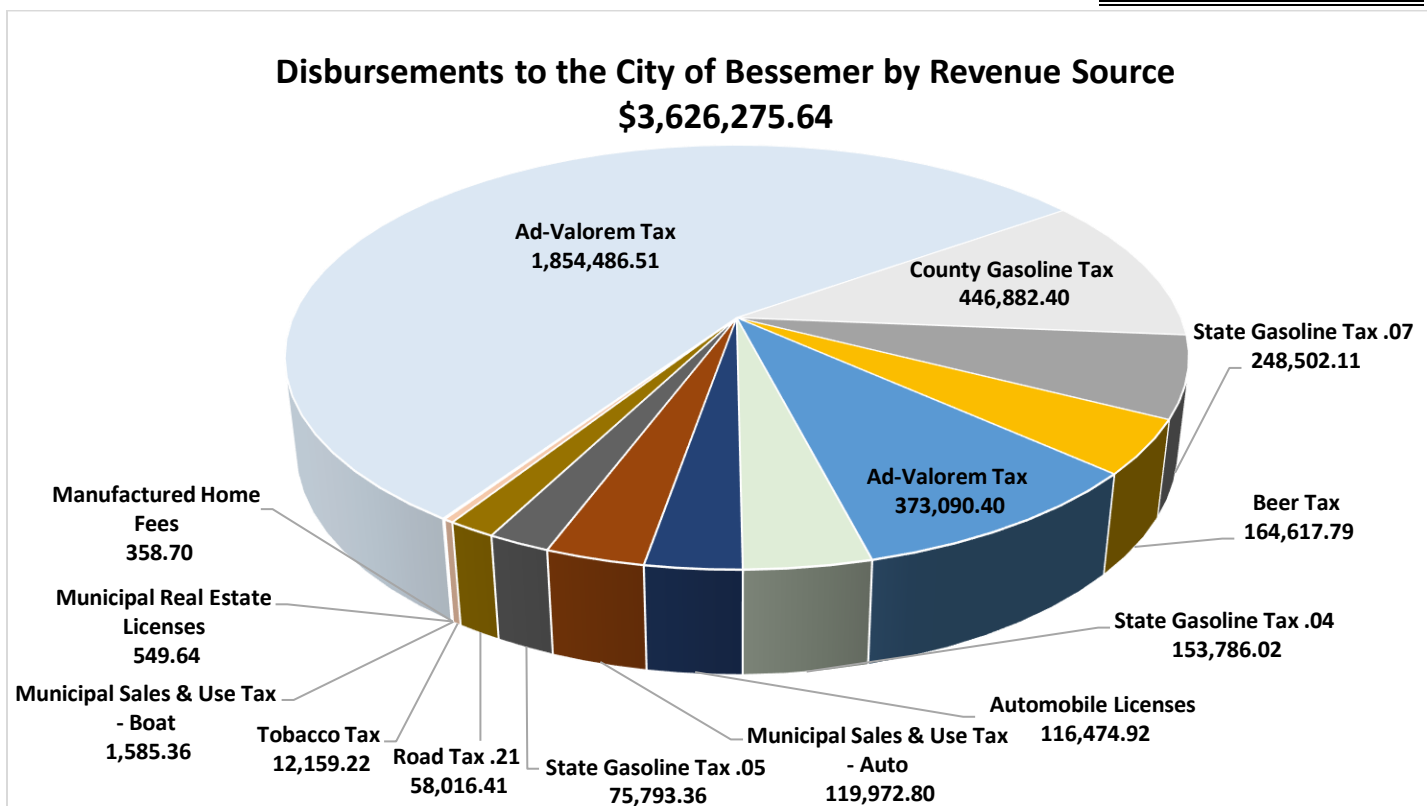
Number of Vehicle Registrations	36,289
Total Assessed Value of all taxable vehicles registered in the City	\$ 58,711,580

SOURCE OF REVENUE

Ad-Valorem Tax 3.51 General Fund	\$	1,854,486.51
County Gasoline Tax		446,882.40
State Gasoline Tax .07		248,502.11
Ad-Valorem Tax .54 School Fund		373,090.40
Beer Tax		164,617.79
State Gasoline Tax .04		153,786.02
Municipal Sales & Use Tax - Auto		116,474.92
Automobile Licenses		119,972.80
State Gasoline Tax .05		75,793.36
Road Tax .21		58,016.41
Tobacco Tax		12,159.22
Municipal Sales & Use Tax - Boat		1,585.36
Municipal Real Estate Licenses		549.64
Manufactured Home Fees		358.70

TOTAL PAID TO THE CITY OF BESSEMER

\$ 3,626,275.64



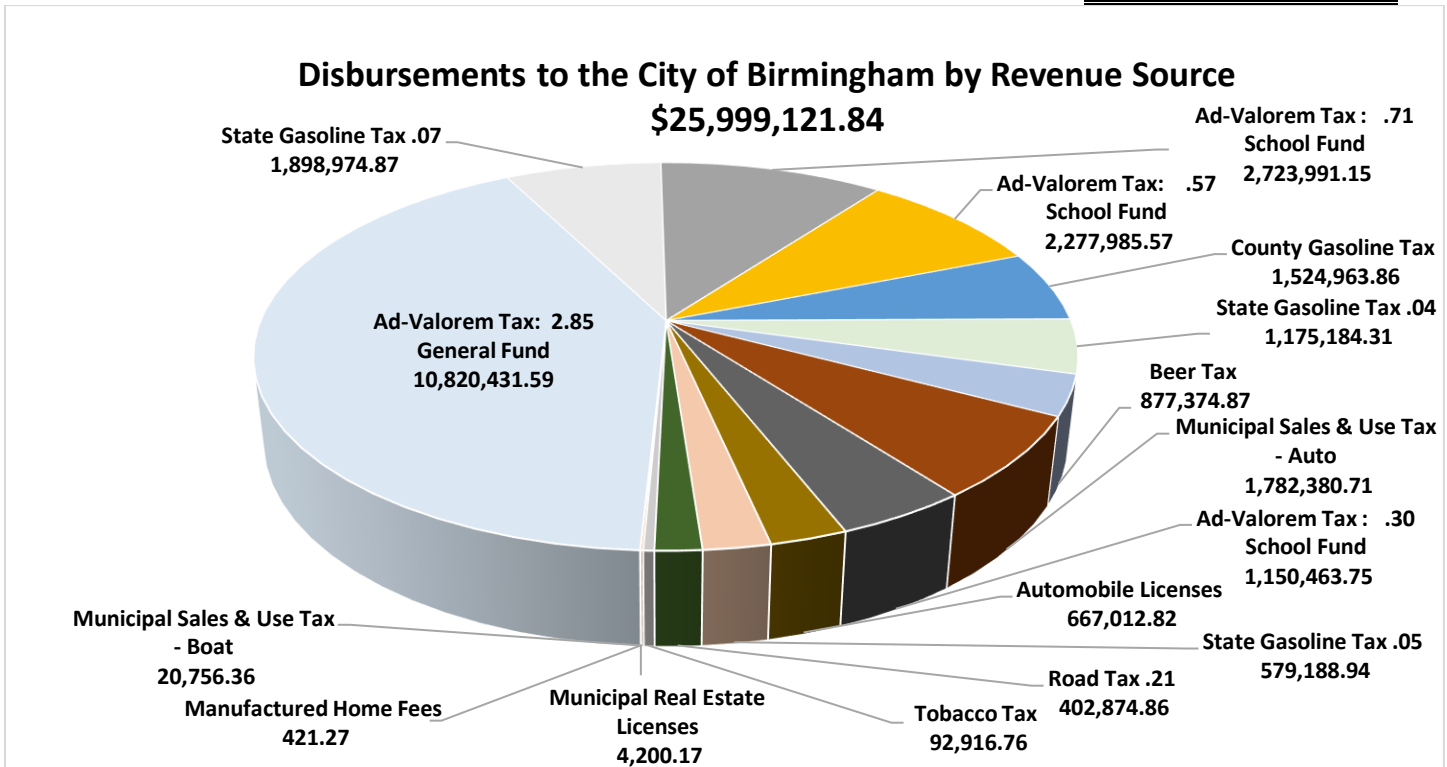
DISBURSEMENTS TO THE CITY OF BIRMINGHAM

October 1, 2023 through September 30, 2024

Number of Vehicle Registrations	206,333
Total Assessed Value of all taxable vehicles registered in the City	\$ 417,580,500

SOURCE OF REVENUE

Ad-Valorem Tax 2.85 General Fund	\$	10,820,431.57
Ad-Valorem Tax .71 School Fund		1,898,974.87
State Gasoline Tax .07		2,723,991.15
Ad-Valorem Tax .57 School Fund		2,277,985.57
Municipal Sales & Use Tax - Auto		1,524,963.86
County Gasoline Tax		1,175,184.31
State Gasoline Tax .04		877,374.87
Beer Tax		1,782,380.71
Ad-Valorem Tax .30 School Fund		1,150,463.75
Automobile Licenses		667,012.82
State Gasoline Tax .05		579,188.94
Road Tax .21		402,874.86
Tobacco Tax		92,916.76
Municipal Sales & Use Tax - Boat		20,756.36
Municipal Real Estate Licenses		4,200.17
Manufactured Home Fees		421.27
TOTAL PAID TO THE CITY OF BIRMINGHAM	\$	25,999,121.84




DISBURSEMENTS TO THE CITY OF BRIGHTON

October 1, 2023 through September 30, 2024

	<i>Number of Vehicle Registrations</i>	2,364
<i>Total Assessed Value of all taxable vehicles registered in the City</i>	\$	2,605,620

SOURCE OF REVENUE

State Gasoline Tax .07	\$	22,320.21
County Gasoline Tax		14,958.62
State Gasoline Tax .04		13,812.90
Ad-Valorem Tax		11,536.98
Beer Tax		23,491.19
State Gasoline Tax .05		6,807.67
Municipal Sales & Use Tax - Auto		10,255.85
Automobile Licenses		6,212.94
Road Tax .21		1,092.14
Tobacco Tax		2,595.14
Municipal Real Estate Licenses		64.72
Manufactured Home Fees		49.36
Municipal Sales & Use Tax - Boat		.00
TOTAL PAID TO THE CITY OF BRIGHTON	\$	113,197.72



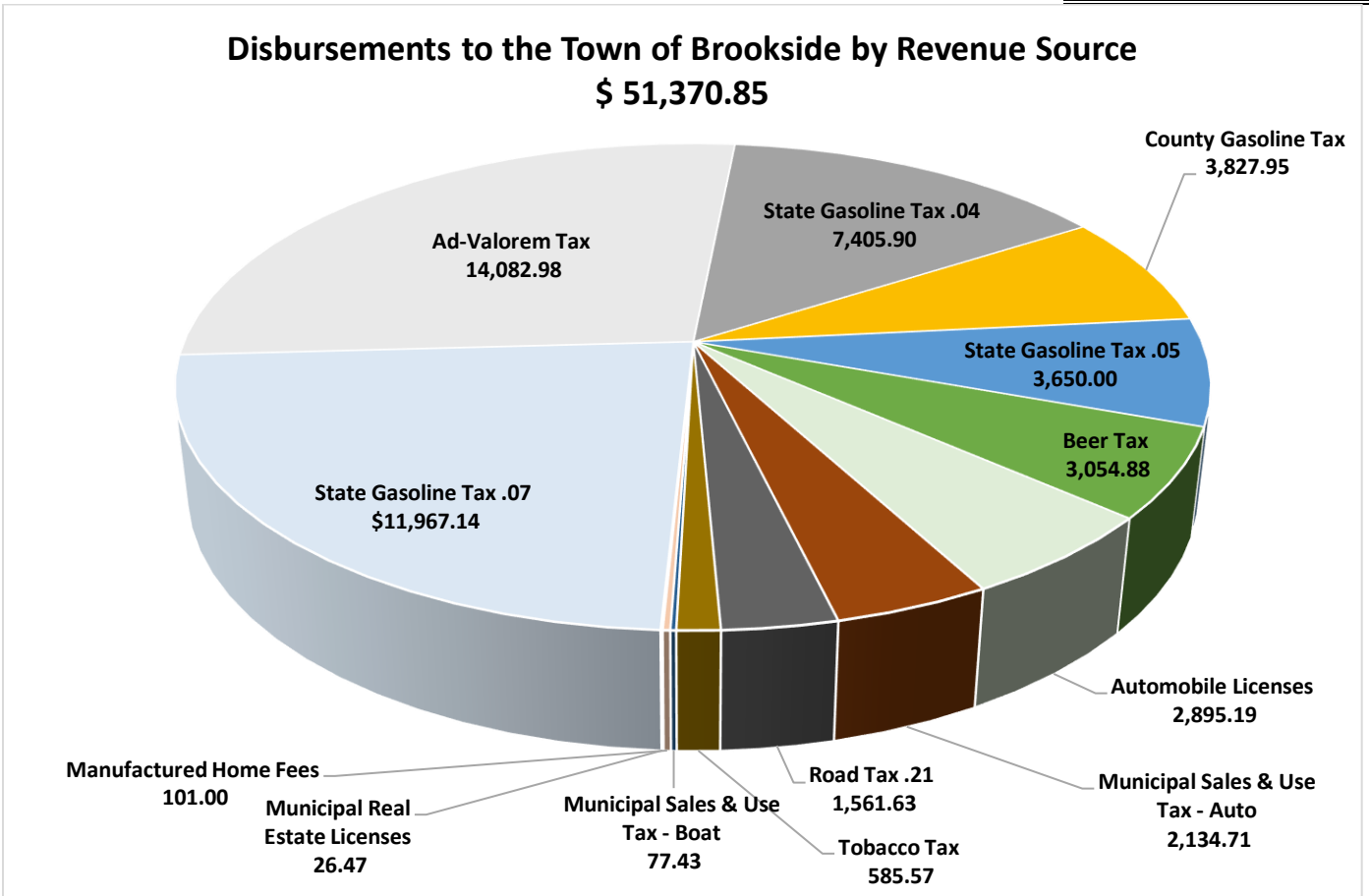
DISBURSEMENTS TO THE TOWN OF BROOKSIDE

October 1, 2023 through September 30, 2024

	Number of Vehicle Registrations	1,113
<i>Total Assessed Value of all taxable vehicles registered in the Town</i>	\$	1,597,440

SOURCE OF REVENUE

State Gasoline Tax .07	\$	11,967.14
Ad-Valorem Tax		14,082.98
State Gasoline Tax .04		7,405.90
State Gasoline Tax .05		3,650.00
County Gasoline Tax		3,827.95
Beer Tax		3,054.88
Automobile Licenses		2,895.19
Municipal Sales & Use Tax - Auto		2,134.71
Road Tax .21		1,561.63
Tobacco Tax		585.57
Manufactured Home Fees		77.43
Municipal Real Estate Licenses		101.00
Municipal Sales & Use Tax - Boat		26.47
TOTAL PAID TO THE TOWN OF BROOKSIDE	\$	51,370.85



DISBURSEMENTS TO THE TOWN OF CARDIFF

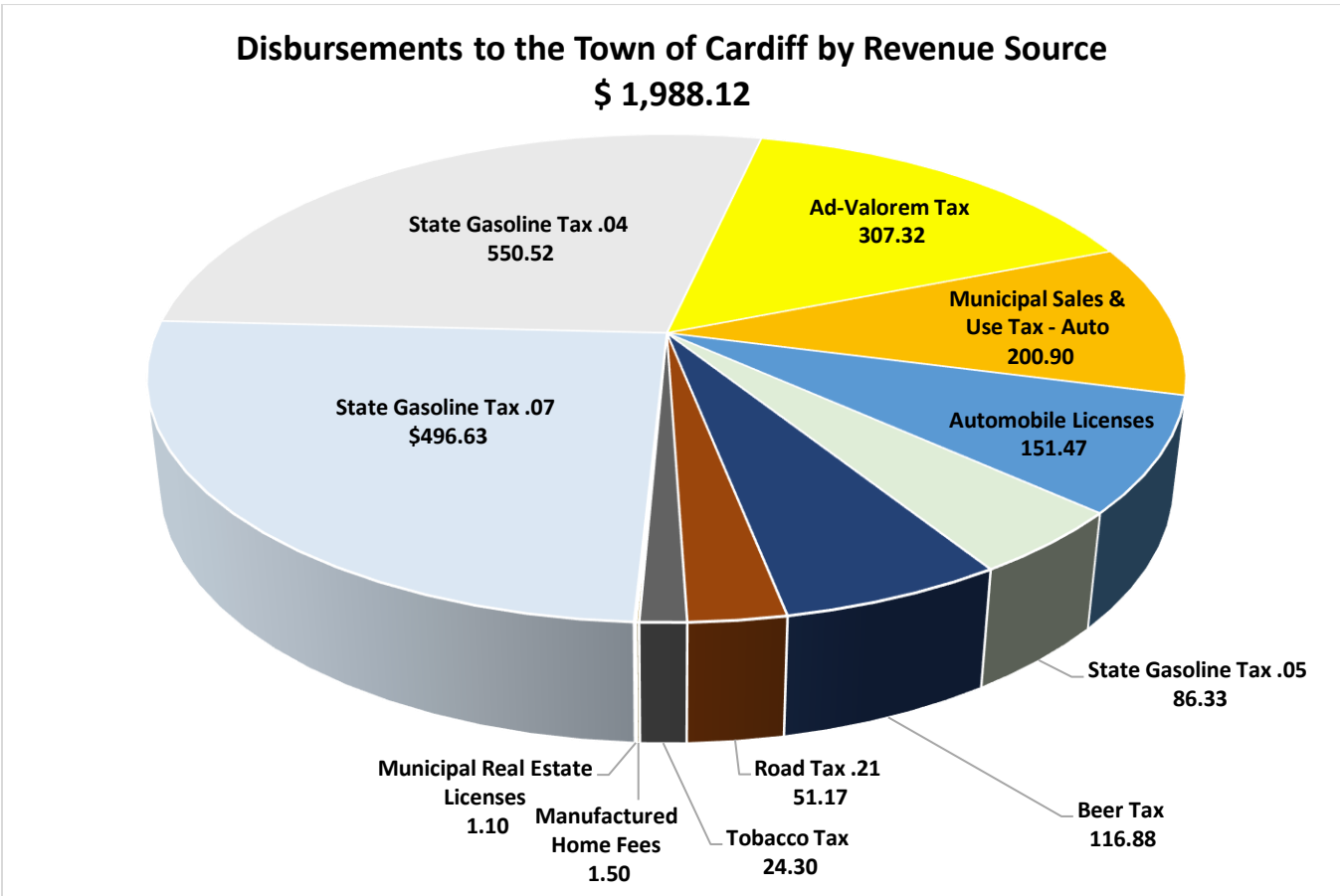
October 1, 2023 through September 30, 2024

Number of Vehicle Registrations	106
Total Assessed Value of all taxable vehicles registered in the Town	\$ 122,260

SOURCE OF REVENUE

State Gasoline Tax .07	\$	496.63
Ad-Valorem Tax		550.52
State Gasoline Tax .04		307.32
Automobile Licenses		200.90
State Gasoline Tax .05		151.47
Beer Tax		86.33
Road Tax .21		116.88
Municipal Sales & Use Tax - Auto		51.17
Tobacco Tax		24.30
Manufactured Home Fees		1.50
Municipal Real Estate Licenses		1.10

TOTAL PAID TO THE TOWN OF CARDIFF	\$	1,988.12
--	-----------	-----------------



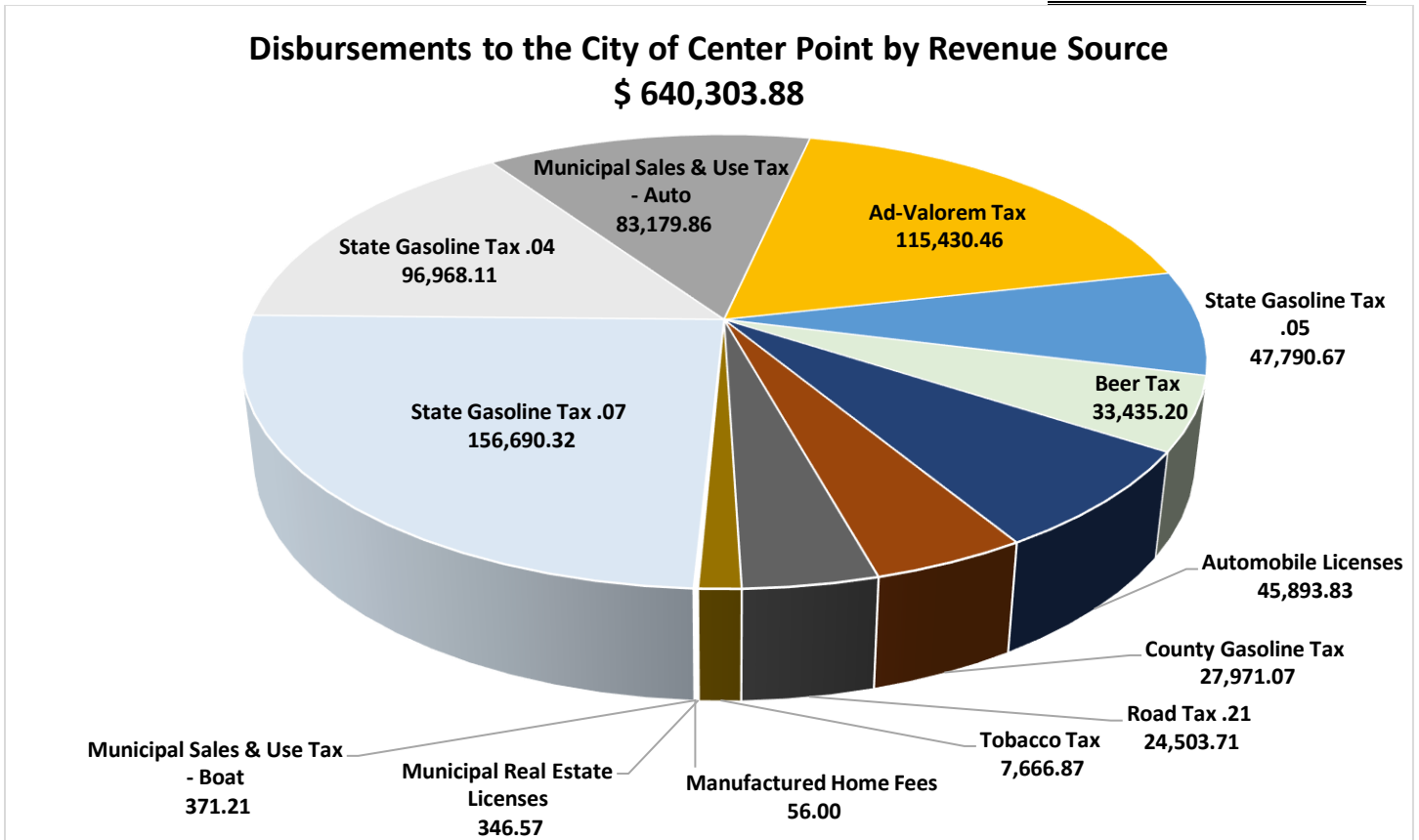
DISBURSEMENTS TO THE CITY OF CENTER POINT

October 1, 2023 through September 30, 2024

Number of Vehicle Registrations	16,496
Total Assessed Value of all taxable vehicles registered in the City \$	24,795,260

SOURCE OF REVENUE

State Gasoline Tax .07	\$	156,690.32
Municipal Sales & Use Tax - Auto		96,968.11
State Gasoline Tax .04		83,179.86
Ad-Valorem Tax		115,430.46
State Gasoline Tax .05		47,790.67
Automobile Licenses		33,435.20
Beer Tax		45,893.83
County Gasoline Tax		27,971.07
Road Tax .21		24,503.71
Tobacco Tax		7,666.87
Municipal Real Estate Licenses		346.57
Municipal Sales & Use Tax - Boat		371.21
Manufactured Home Fees		56.00
TOTAL PAID TO THE CITY OF CENTER POINT	\$	640,303.88



DISBURSEMENTS TO THE CITY OF CLAY

October 1, 2023 through September 30, 2024

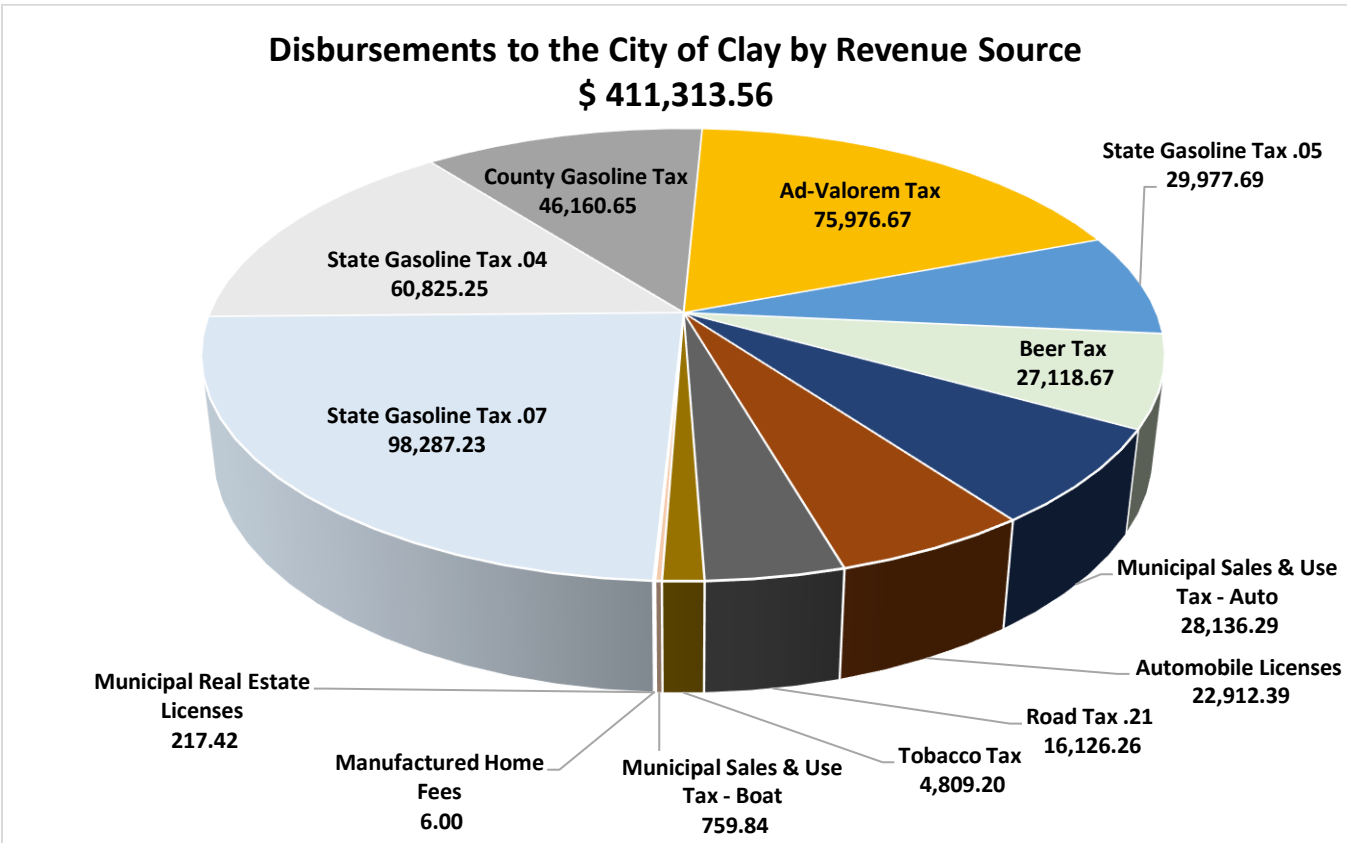
	Number of Vehicle Registrations	8,772
<i>Total Assessed Value of all taxable vehicles registered in the City</i>	\$	16,454,660

SOURCE OF REVENUE

State Gasoline Tax .07	\$	98,287.23
Ad-Valorem Tax		60,825.25
State Gasoline Tax .04		46,160.65
County Gasoline Tax		75,976.67
State Gasoline Tax .05		29,977.69
Municipal Sales & Use Tax - Auto		27,118.67
Beer Tax		28,136.29
Automobile Licenses		22,912.39
Road Tax .21		16,126.26
Tobacco Tax		4,809.20
Municipal Sales & Use Tax - Boat		759.84
Municipal Real Estate Licenses		217.42
Manufactured Home Fees		6.00

TOTAL PAID TO THE CITY OF CLAY

\$ 411,313.56



DISBURSEMENTS TO THE TOWN OF COUNTY LINE

October 1, 2023 through September 30, 2024

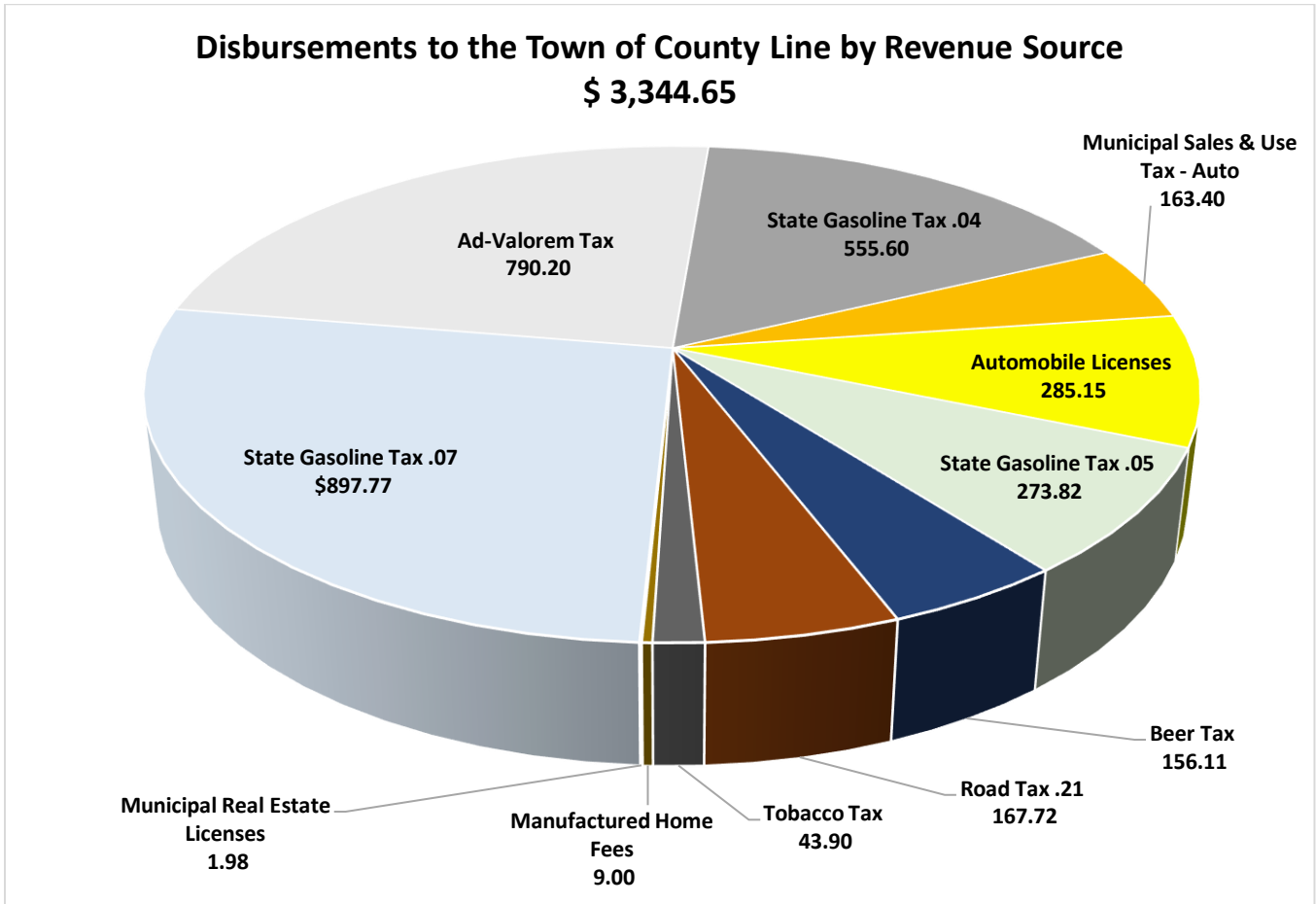
Number of Vehicle Registrations	110
<i>Total Assessed Value of all taxable vehicles registered in the Town</i>	169,380

SOURCE OF REVENUE

Municipal Sales & Use Tax - Auto	\$	163.40
Ad-Valorem Tax		790.20
State Gasoline Tax .07		897.77
State Gasoline Tax .04		555.60
Automobile Licenses		285.15
State Gasoline Tax .05		273.82
Road Tax .21		167.72
Beer Tax		156.11
Tobacco Tax		43.90
Manufactured Home Fees		9.00
Municipal Real Estate Licenses		1.98

TOTAL PAID TO THE TOWN OF COUNTY LINE

\$	3,344.65
----	-----------------



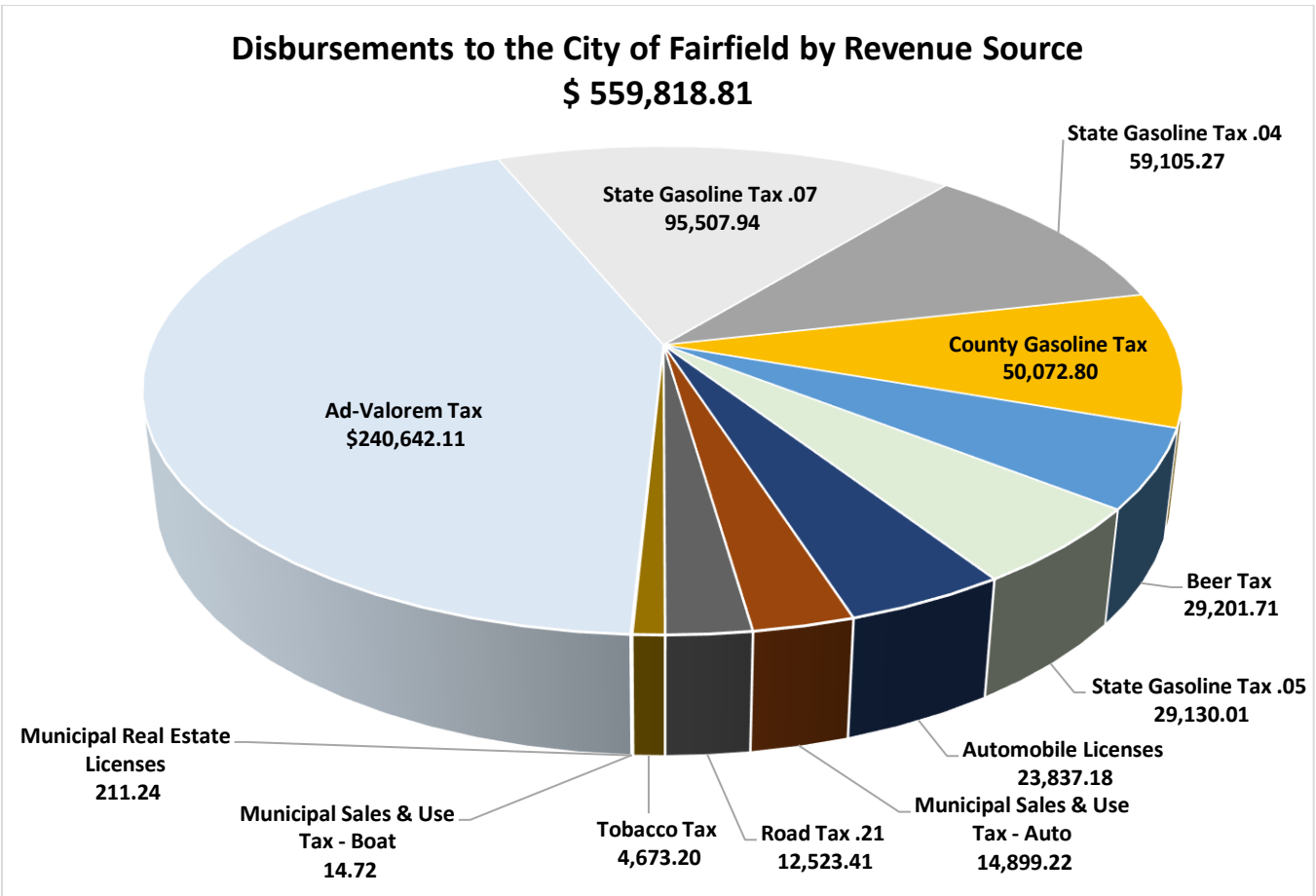
DISBURSEMENTS TO THE CITY OF FAIRFIELD

October 1, 2023 through September 30, 2024

Number of Vehicle Registrations	8,652
Total Assessed Value of all taxable vehicles registered in the City	\$ 12,675,000

SOURCE OF REVENUE

Ad-Valorem Tax	\$ 240,642.11
State Gasoline Tax .07	95,507.94
State Gasoline Tax .04	59,105.27
County Gasoline Tax	50,072.80
Beer Tax	29,201.71
State Gasoline Tax .05	29,130.01
Automobile Licenses	23,837.18
Municipal Sales & Use Tax - Auto	14,899.22
Road Tax .21	12,523.41
Tobacco Tax	4,673.20
Municipal Real Estate Licenses	211.24
Municipal Sales & Use Tax – Boat	14.72
TOTAL PAID TO THE CITY OF FAIRFIELD	\$ 559,818.81



DISBURSEMENTS TO THE CITY OF FULTONDALE

October 1, 2023 through September 30, 2024

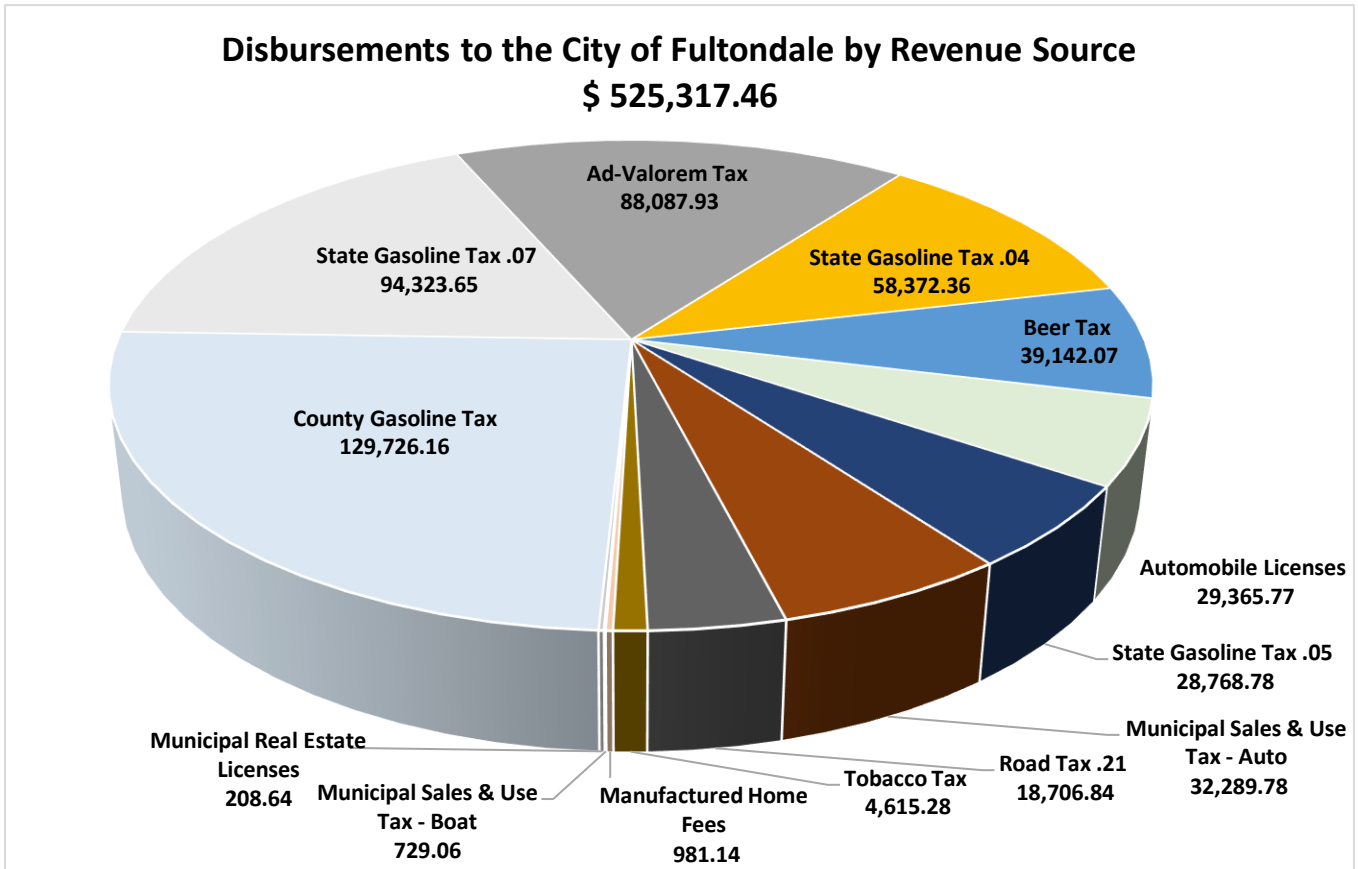
	Number of Vehicle Registrations	10,175
<i>Total Assessed Value of all taxable vehicles registered in the City</i>	\$	19,160,680

SOURCE OF REVENUE

County Gasoline Tax	\$	129,726.16
State Gasoline Tax .07		94,323.65
Ad-Valorem Tax		88,087.93
State Gasoline Tax .04		58,372.36
Beer Tax		39,142.07
Automobile Licenses		29,365.77
Municipal Sales & Use Tax - Auto		28,768.78
State Gasoline Tax .05		32,289.78
Road Tax .21		18,706.84
Tobacco Tax		4,615.28
Manufactured Home Fees		981.14
Municipal Real Estate Licenses		208.64
Municipal Sales & Use Tax - Boat		729.06

TOTAL PAID TO THE CITY OF FULTONDALE

\$ 525,317.46



DISBURSEMENTS TO THE CITY OF GARDENDALE

October 1, 2023 through September 30, 2024

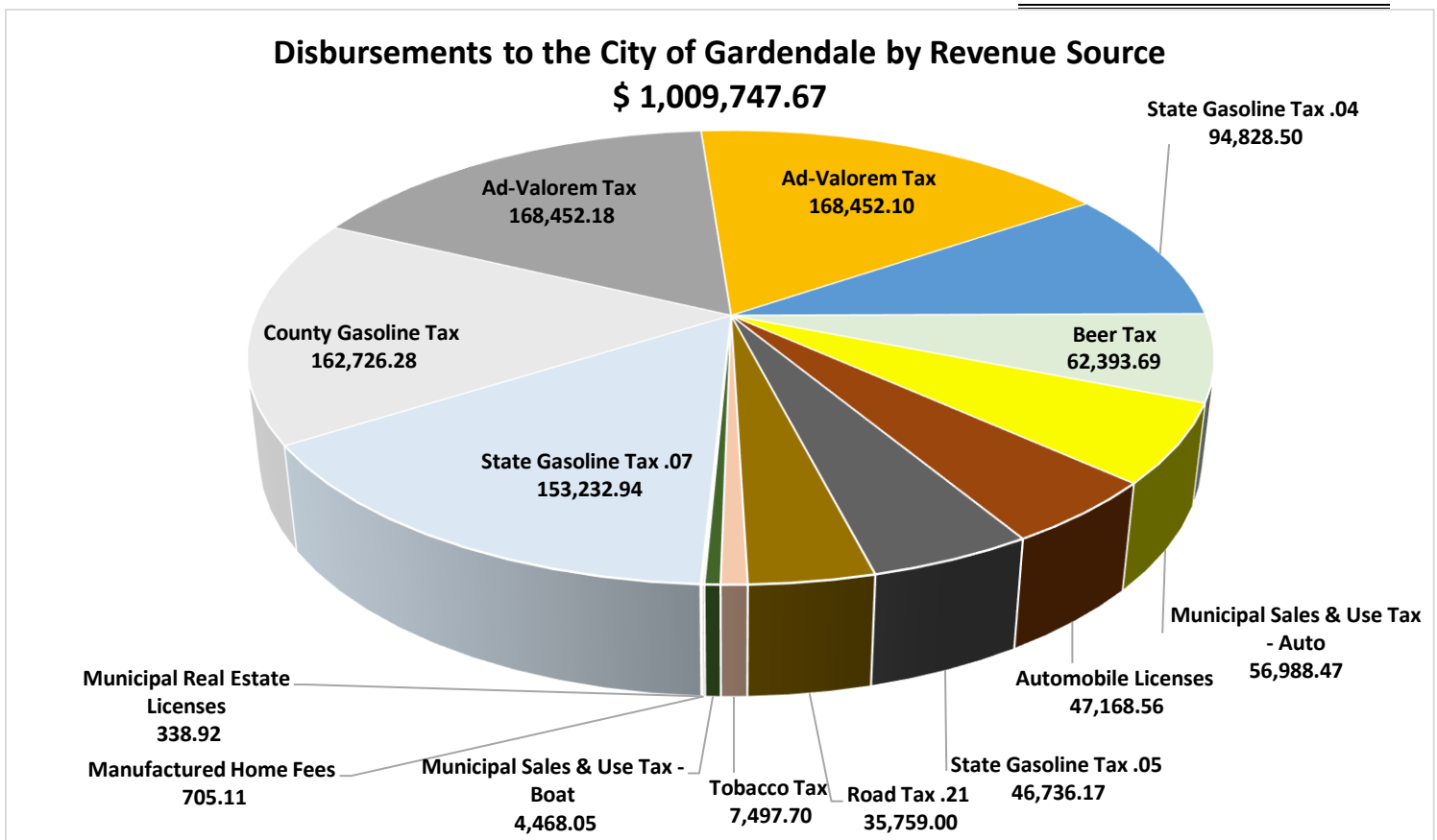
	Number of Vehicle Registrations	17,909
<i>Total Assessed Value of all taxable vehicles registered in the City</i>	\$	36,793,640

SOURCE OF REVENUE

County Gasoline Tax	\$	162,726.28
Ad-Valorem Tax .50 School Fund		168,452.18
Ad-Valorem Tax .50 School Fund		168,452.10
State Gasoline Tax .07		153,232.94
State Gasoline Tax .04		94,828.50
Beer Tax		62,393.69
Municipal Sales & Use Tax - Auto		56,988.47
Automobile Licenses		47,168.56
State Gasoline Tax .05		46,736.17
Road Tax .21		35,759.00
Tobacco Tax		7,497.70
Municipal Sales & Use Tax - Boat		4,468.05
Manufactured Home Fees		705.11
Municipal Real Estate Licenses		338.92

TOTAL PAID TO THE CITY OF GARDENDALE

\$ 1,009,747.67



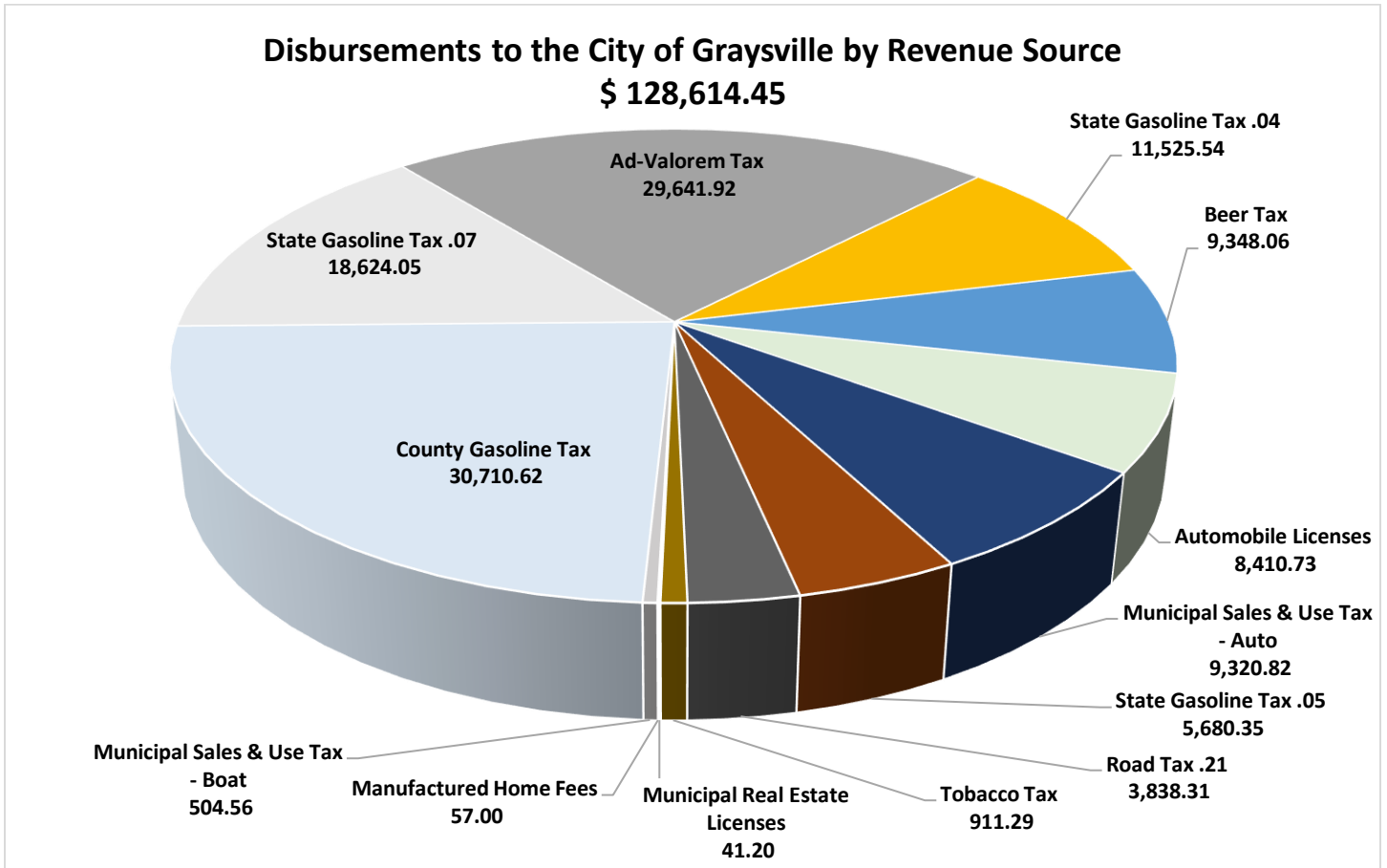
DISBURSEMENTS TO THE CITY OF GRAYSVILLE

October 1, 2023 through September 30, 2024

	Number of Vehicle Registrations	2,431
<i>Total Assessed Value of all taxable vehicles registered in the City</i>	\$	3,898,020

SOURCE OF REVENUE

County Gasoline Tax	\$	30,710.62
Ad-Valorem Tax		29,641.92
State Gasoline Tax .07		18,624.05
State Gasoline Tax .04		11,525.54
Municipal Sales & Use Tax - Auto		9,320.82
Beer Tax		9,348.06
Automobile Licenses		8,410.73
State Gasoline Tax .05		5,680.35
Road Tax .21		3,838.31
Tobacco Tax		911.29
Municipal Sales & Use Tax - Boat		504.56
Municipal Real Estate Licenses		41.20
Manufactured Home Fees		57.00
TOTAL PAID TO THE CITY OF GRAYSVILLE	\$	128,614.45



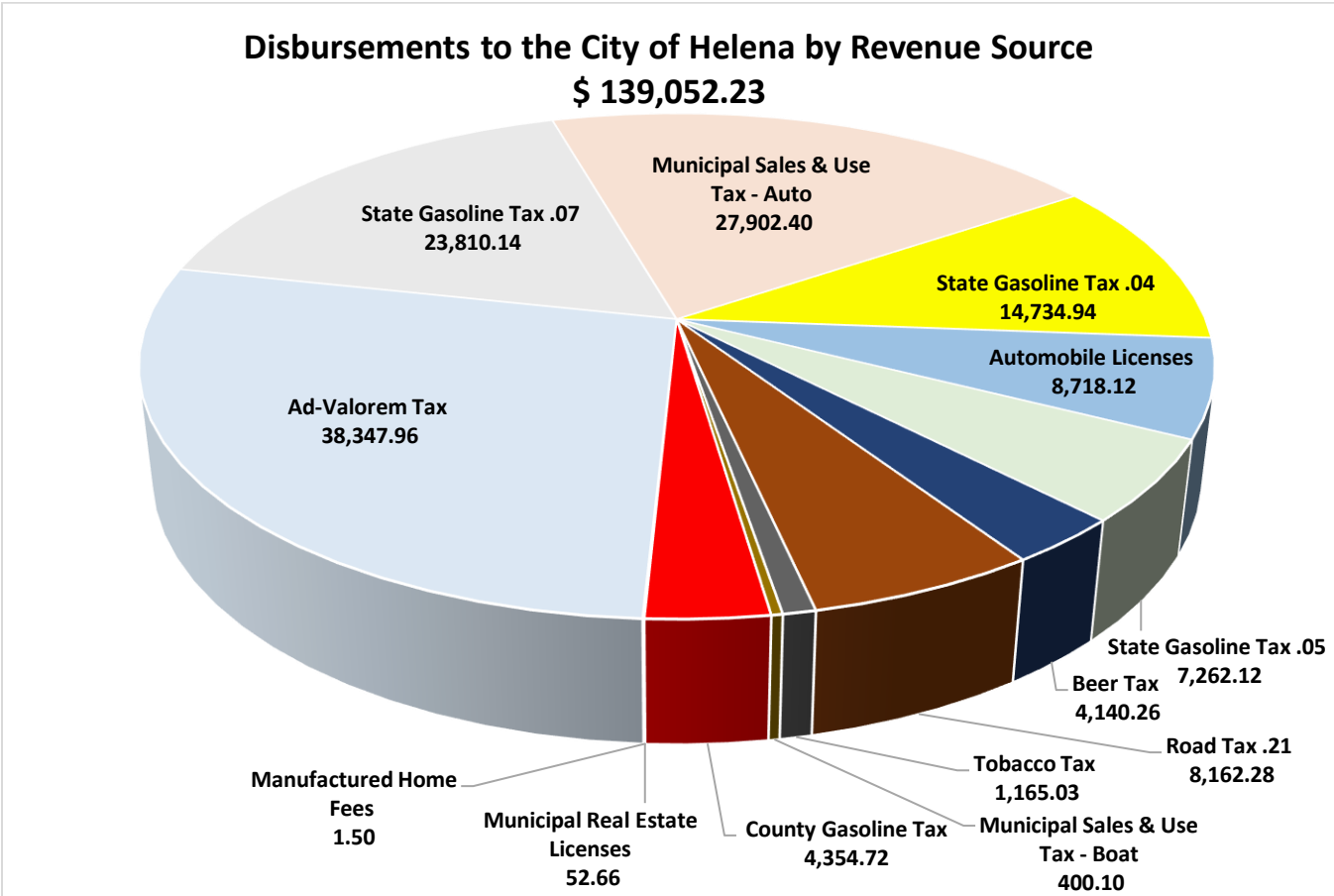
DISBURSEMENTS TO THE CITY OF HELENA

October 1, 2023 through September 30, 2024

Number of Vehicle Registrations	3,394
Total Assessed Value of all taxable vehicles registered in the City \$	8,415,060

SOURCE OF REVENUE

Ad-Valorem Tax	\$	38,347.96
Municipal Sales & Use Tax - Auto		27,902.40
State Gasoline Tax .07		23,810.14
State Gasoline Tax .04		14,734.94
Automobile Licenses		8,718.12
State Gasoline Tax .05		7,262.12
Road Tax .21		8,162.28
County Gasoline Tax		4,354.72
Beer Tax		4,140.26
Tobacco Tax		1,165.03
Municipal Sales & Use Tax - Boat		400.10
Municipal Real Estate Licenses		52.66
Manufactured Home Fees		1.50
TOTAL PAID TO THE CITY OF HELENA	\$	139,052.23



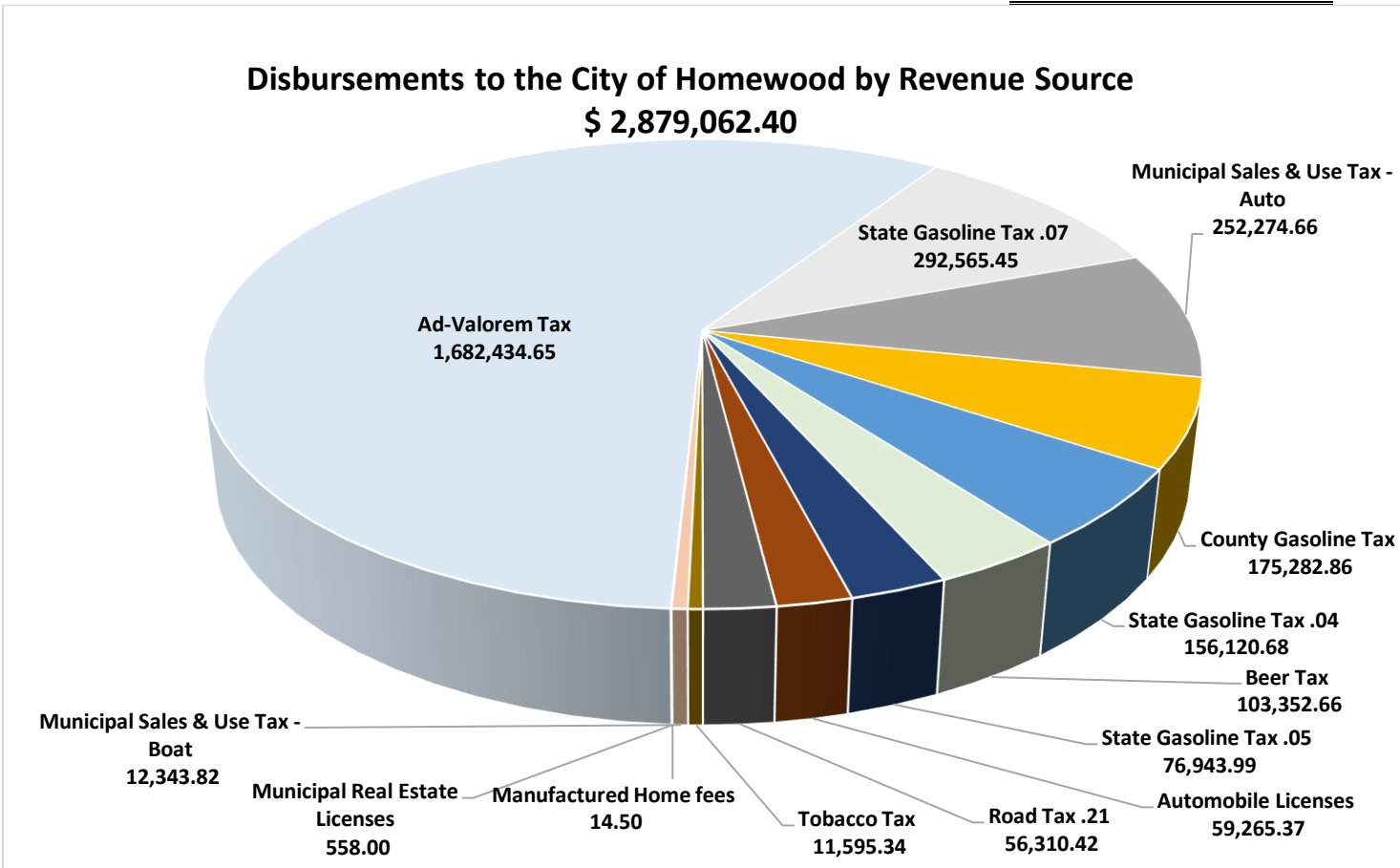
DISBURSEMENTS TO THE CITY OF HOMEWOOD

October 1, 2023 through September 30, 2024

Number of Vehicle Registrations	22,142
Total Assessed Value of all taxable vehicles registered in the City	\$ 57,870,240

SOURCE OF REVENUE

Ad-Valorem Tax	\$	1,682,434.65
Municipal Sales & Use Tax - Auto		292,565.45
State Gasoline Tax .07		252,274.66
County Gasoline Tax		175,282.86
State Gasoline Tax .04		156,120.68
Beer Tax		103,352.66
State Gasoline Tax .05		76,943.99
Automobile Licenses		59,265.37
Road Tax .21		56,310.42
Municipal Sales & Use Tax - Boat		11,595.34
Tobacco Tax		12,343.82
Municipal Real Estate Licenses		558.00
Manufactured Home Fees		14.50
TOTAL PAID TO THE CITY OF HOMEWOOD	\$	2,879,062.40



DISBURSEMENTS TO THE CITY OF HOOVER

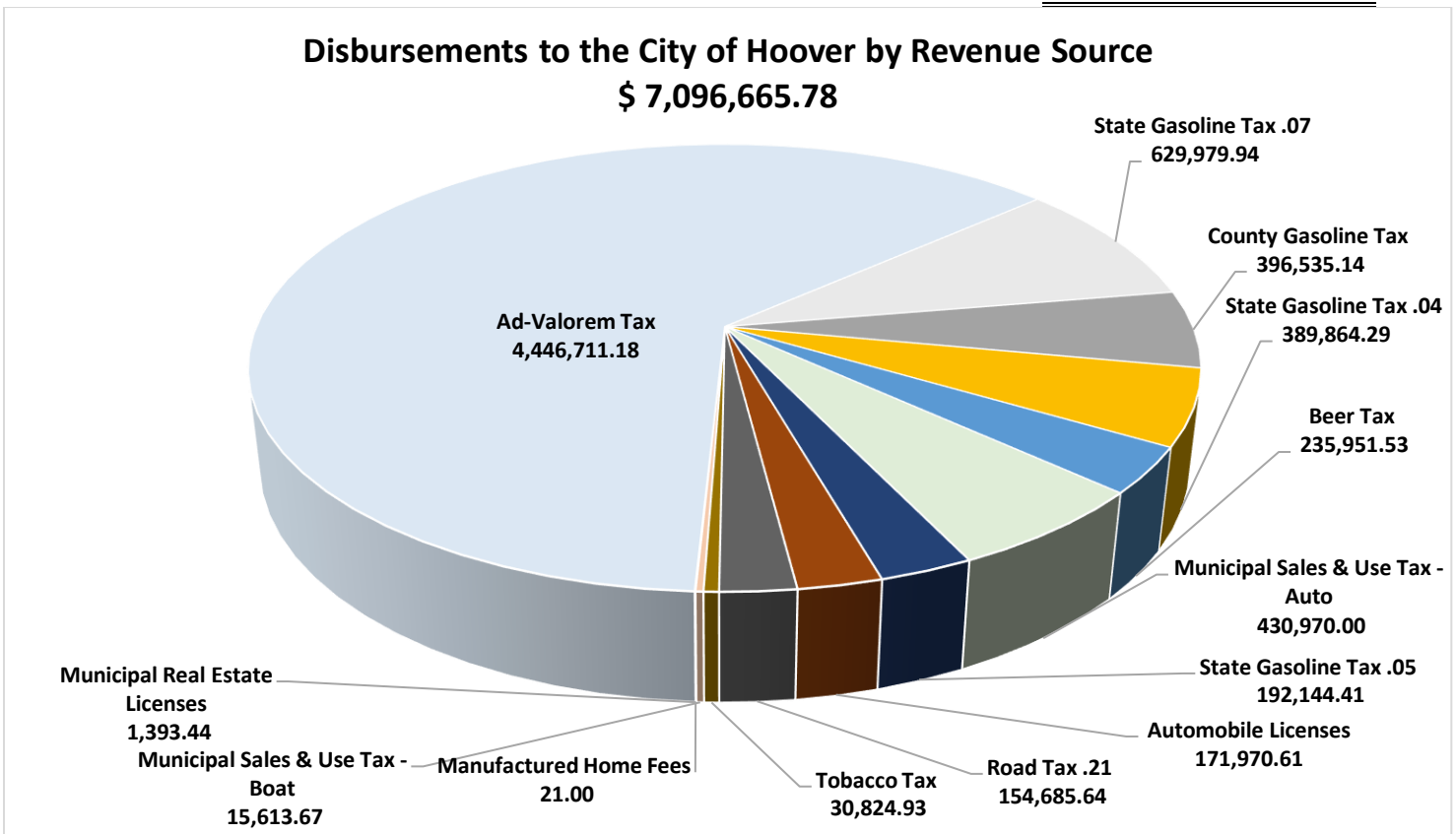
October 1, 2023 through September 30, 2024

	Number of Vehicle Registrations	66,905
Total Assessed Value of all taxable vehicles registered in the City	\$	159,915,080

SOURCE OF REVENUE

Ad-Valorem Tax	\$	4,446,711.18
State Gasoline Tax .07		629,979.94
County Gasoline Tax		396,535.14
Municipal Sales & Use Tax - Auto		430,970.00
State Gasoline Tax .04		389,864.29
Beer Tax		235,951.53
State Gasoline Tax .05		192,144.41
Automobile Licenses		171,970.61
Road Tax .21		154,685.64
Tobacco Tax		30,824.93
Municipal Sales & Use Tax - Boat		15,613.67
Municipal Real Estate Licenses		1,393.44
Manufactured Home Fees		21.00
TOTAL PAID TO THE CITY OF HOOVER	\$	7,096,665.78

Disbursements to the City of Hoover by Revenue Source
\$ 7,096,665.78



DISBURSEMENTS TO THE CITY OF HUEYTOWN

October 1, 2023 through September 30, 2024

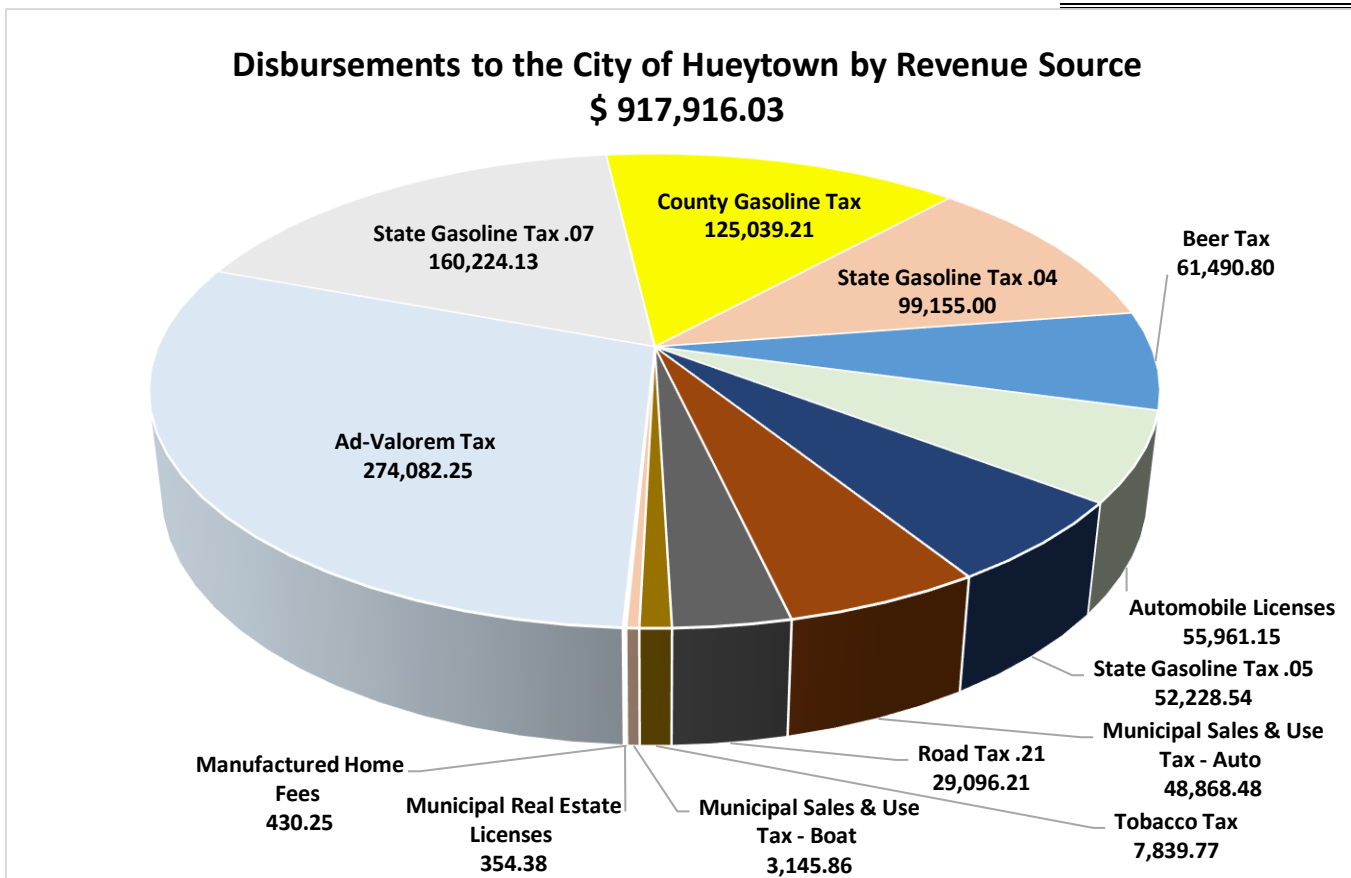
	Number of Vehicle Registrations	18,483
Total Assessed Value of all taxable vehicles registered in the City	\$	29,633,900

SOURCE OF REVENUE

Ad-Valorem Tax	\$	274,082.25
State Gasoline Tax .07		160,224.13
County Gasoline Tax		125,039.21
State Gasoline Tax .04		99,155.00
Beer Tax		61,490.80
Municipal Sales & Use Tax - Auto		55,961.15
Automobile Licenses		52,228.54
State Gasoline Tax .05		48,868.48
Road Tax .21		29,096.21
Tobacco Tax		7,839.77
Municipal Sales & Use Tax - Boat		3,145.86
Manufactured Home Fees		430.25
Municipal Real Estate Licenses		354.38

TOTAL PAID TO THE CITY OF HUEYTOWN

\$ 917,916.03



DISBURSEMENTS TO THE CITY OF IRONDALE

October 1, 2023 through September 30, 2024

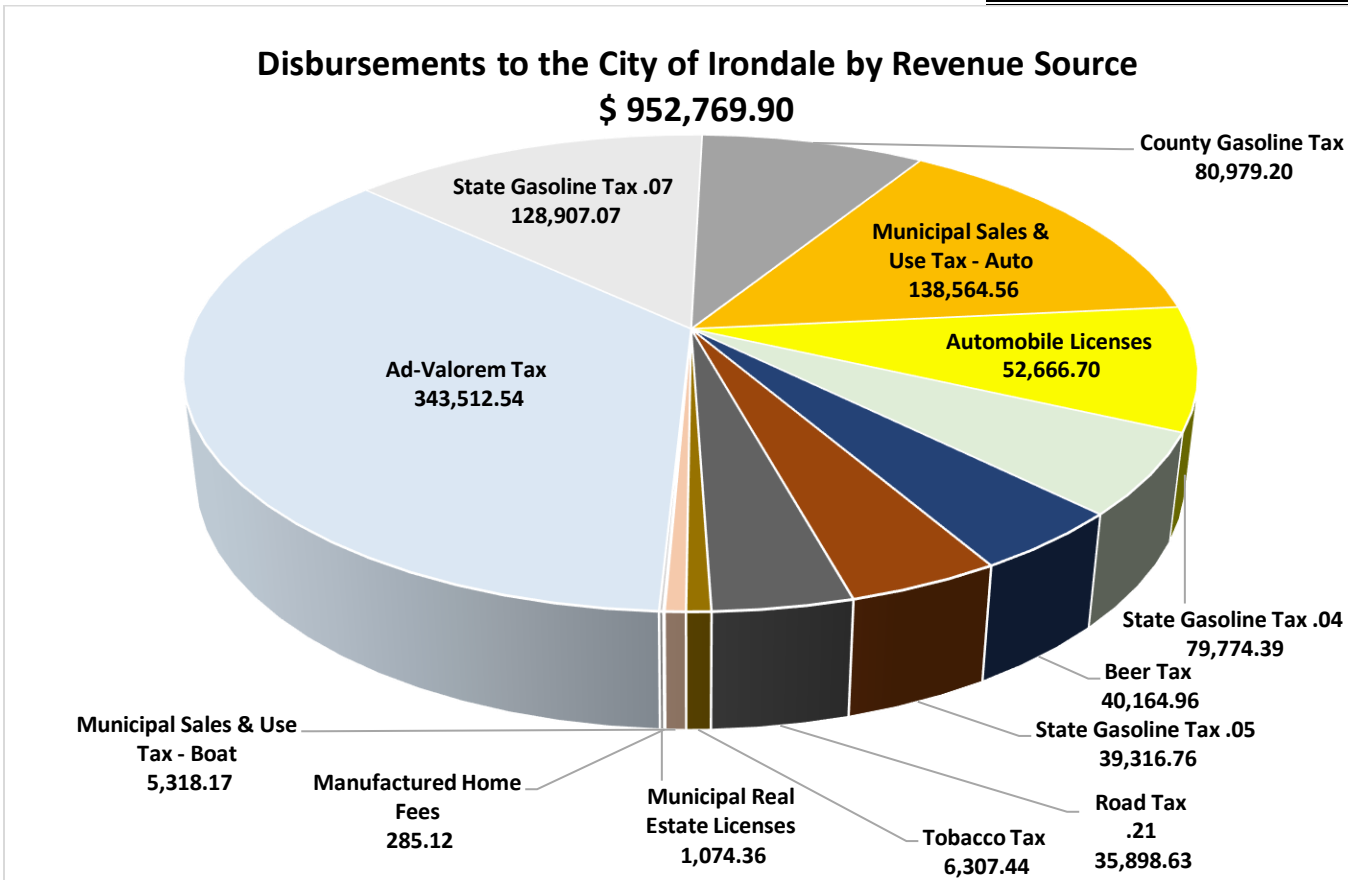
Number of Vehicle Registrations	15,537
Total Assessed Value of all taxable vehicles registered in the City \$	36,629,800

SOURCE OF REVENUE

Ad-Valorem Tax	\$	343,512.54
State Gasoline Tax .07		128,907.07
County Gasoline Tax		80,979.20
Municipal Sales & Use Tax - Auto		138,564.56
State Gasoline Tax .04		79,774.39
Automobile Licenses		52,666.70
Beer Tax		40,164.96
State Gasoline Tax .05		39,316.76
Road Tax .21		35,898.63
Tobacco Tax		6,307.44
Municipal Sales & Use Tax - Boat		5,318.17
Manufactured Home Fees		285.12
Municipal Real Estate Licenses		1,074.36

TOTAL PAID TO THE CITY OF IRONDALE

\$ 952,769.90



DISBURSEMENTS TO THE CITY OF KIMBERLY

October 1, 2023 through September 30, 2024

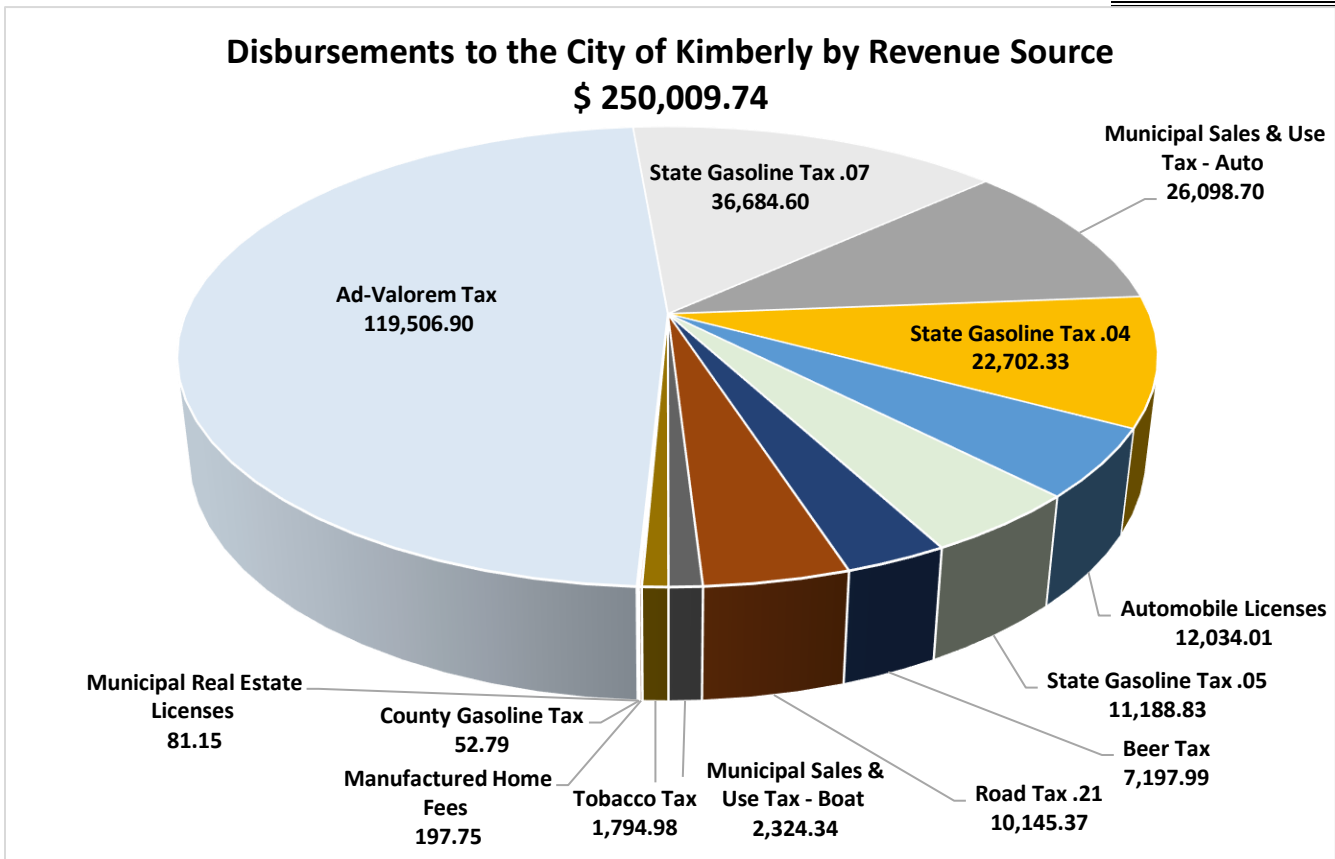
Number of Vehicle Registrations	4,813
Total Assessed Value of all taxable vehicles registered in the City	\$ 10,601,520

SOURCE OF REVENUE

Ad-Valorem Tax	\$	119,506.90
State Gasoline Tax .07		36,684.60
Municipal Sales & Use Tax - Auto		26,098.70
State Gasoline Tax .04		22,702.33
Automobile Licenses		12,034.01
State Gasoline Tax .05		11,188.83
Beer Tax		7,197.99
Road Tax .21		10,145.37
Municipal Sales & Use Tax - Boat		2,324.34
Tobacco Tax		1,794.98
Manufactured Home Fees		197.75
Municipal Real Estate Licenses		81.15
County Gasoline Tax		52.79

TOTAL PAID TO THE CITY OF KIMBERLY

\$ 250,009.74



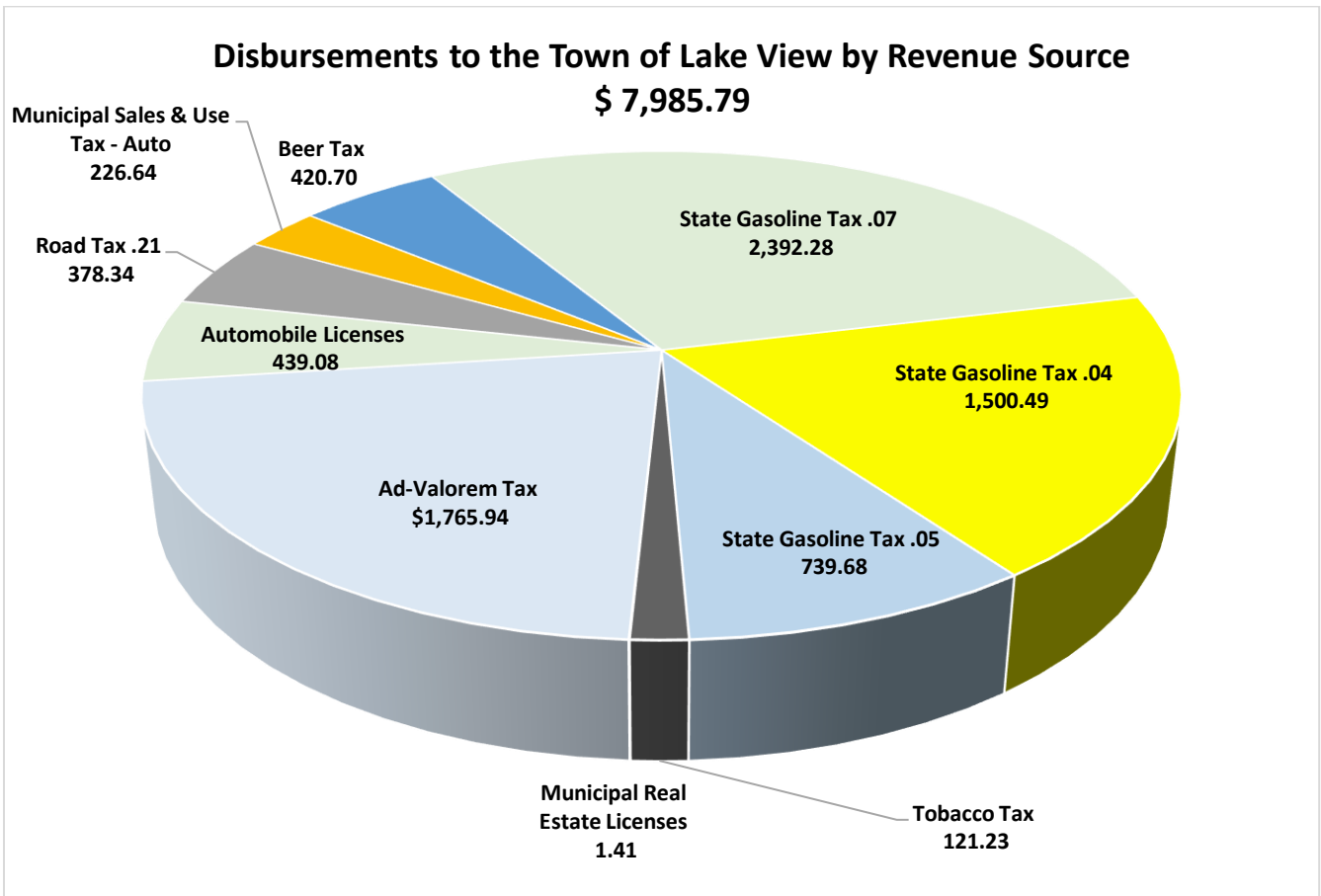
DISBURSEMENTS TO THE TOWN OF LAKE VIEW

October 1, 2023 through September 30, 2024

Number of Vehicle Registrations	207
Total Assessed Value of all taxable vehicles registered in the Town	\$ 393,120

SOURCE OF REVENUE

Ad-Valorem Tax	\$	1,765.94
Automobile Licenses		439.08
Road Tax .21		378.34
Municipal Sales & Use Tax - Auto		226.64
Beer Tax		420.70
State Gasoline Tax .07		2,392.28
State Gasoline Tax .04		1,500.49
State Gasoline Tax .05		739.68
Tobacco Tax		121.23
Municipal Real Estate Licenses		1.41
TOTAL PAID TO THE TOWN OF LAKE VIEW	\$	7,985.79



DISBURSEMENTS TO THE CITY OF LEEDS

October 1, 2023 through September 30, 2024

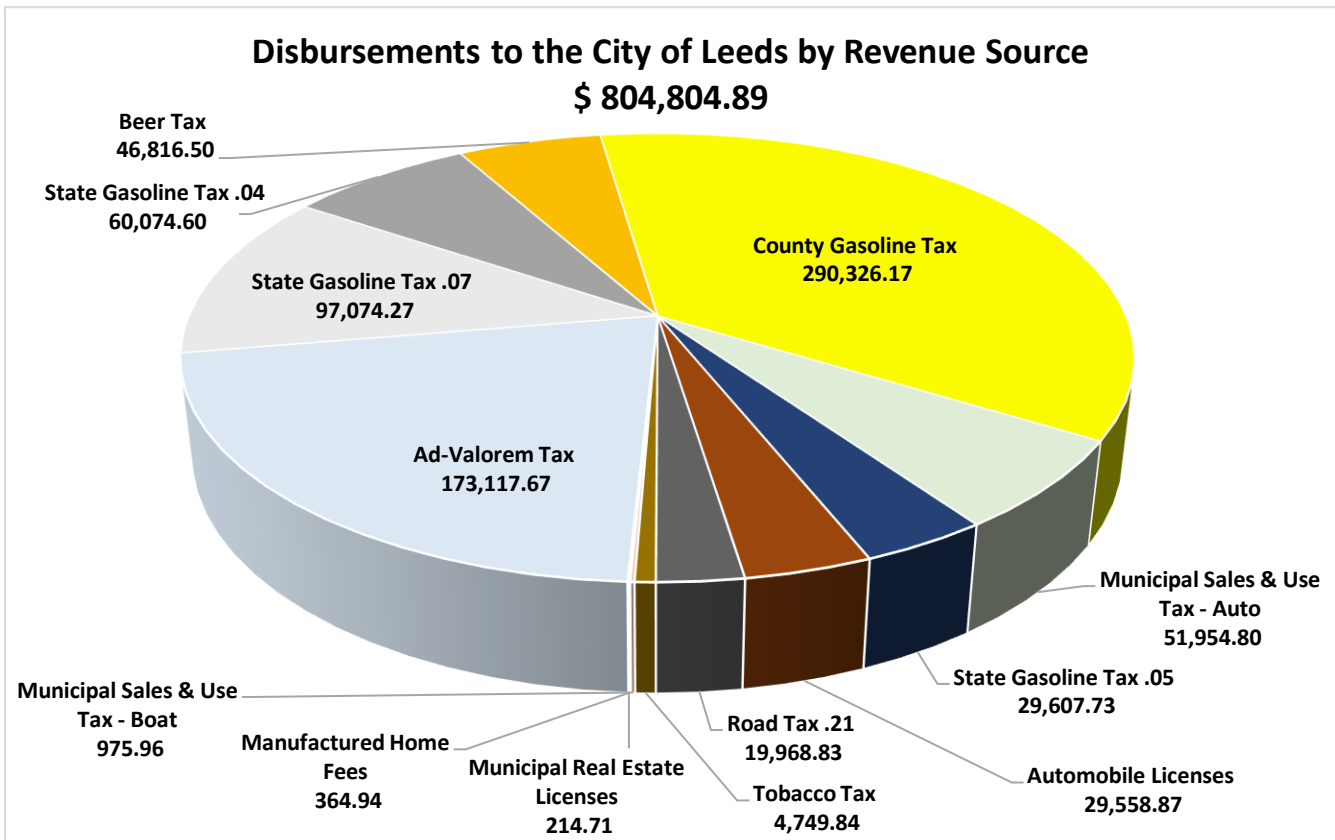
Number of Vehicle Registrations	11,553
Total Assessed Value of all taxable vehicles registered in the City	\$ 20,592,780

SOURCE OF REVENUE

Ad-Valorem Tax	\$	173,117.67
State Gasoline Tax .07		97,074.27
State Gasoline Tax .04		60,074.60
Beer Tax		46,816.50
County Gasoline Tax		290,326.17
Municipal Sales & Use Tax - Auto		51,954.80
State Gasoline Tax .05		29,607.73
Automobile Licenses		29,558.87
Road Tax .21		19,968.83
Tobacco Tax		4,749.84
Municipal Sales & Use Tax - Boat		975.96
Manufactured Home Fees		364.94
Municipal Real Estate Licenses		214.71

TOTAL PAID TO THE CITY OF LEEDS

\$ 804,804.89



DISBURSEMENTS TO THE CITY OF LIPSCOMB

October 1, 2023 through September 30, 2024

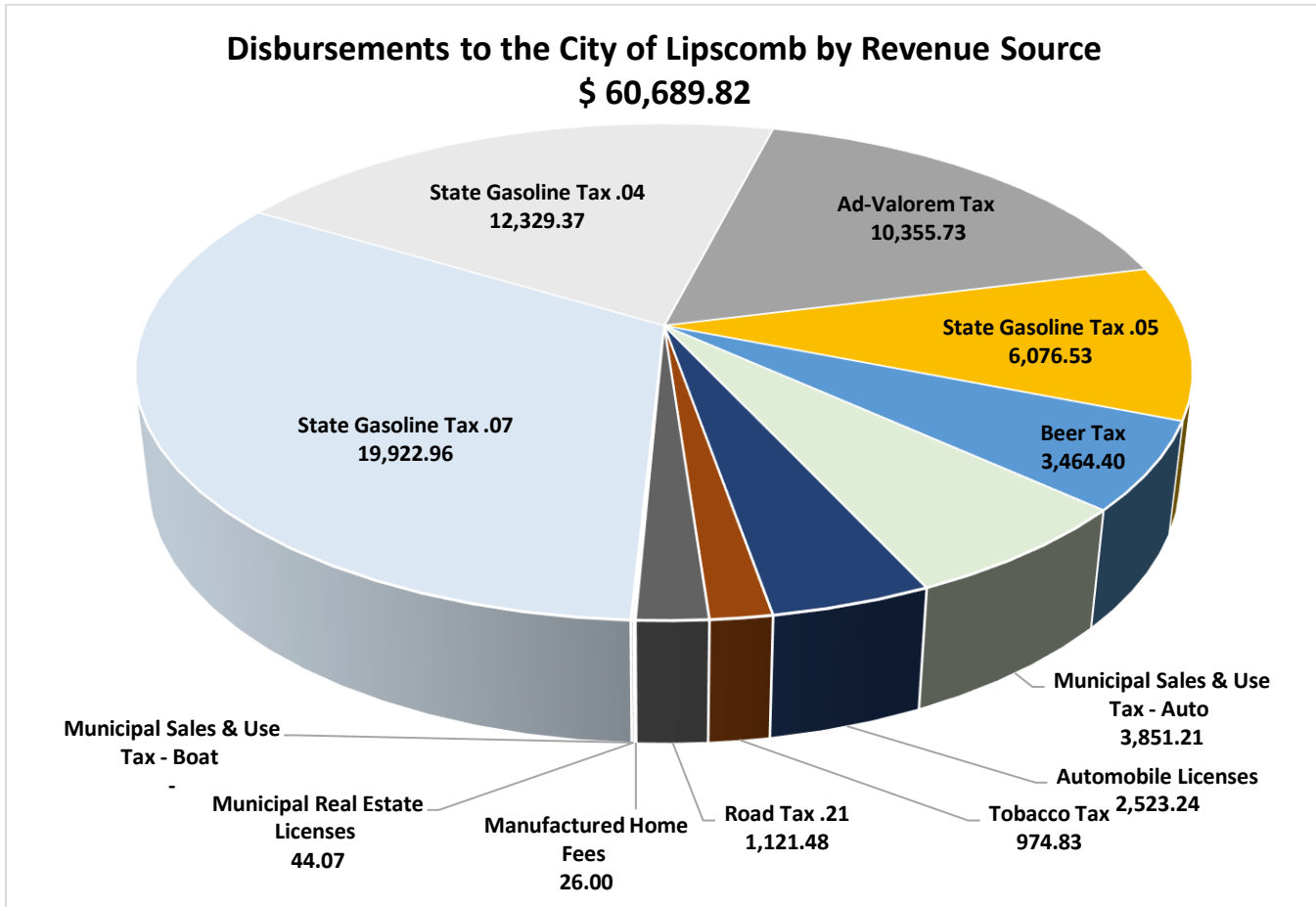
Number of Vehicle Registrations	990
Total Assessed Value of all taxable vehicles registered in the City \$	1,130,360

SOURCE OF REVENUE

State Gasoline Tax .07	\$	19,922.96
State Gasoline Tax .04		12,329.37
Ad-Valorem Tax		10,355.73
State Gasoline Tax .05		6,076.53
Beer Tax		3,464.40
Municipal Sales & Use Tax - Auto		3,851.21
Automobile Licenses		2,523.24
Tobacco Tax		974.83
Road Tax .21		1,121.48
Manufactured Home Fees		26.00
Municipal Real Estate Licenses		44.07

TOTAL PAID TO THE CITY OF LIPSCOMB

\$ 60,689.82



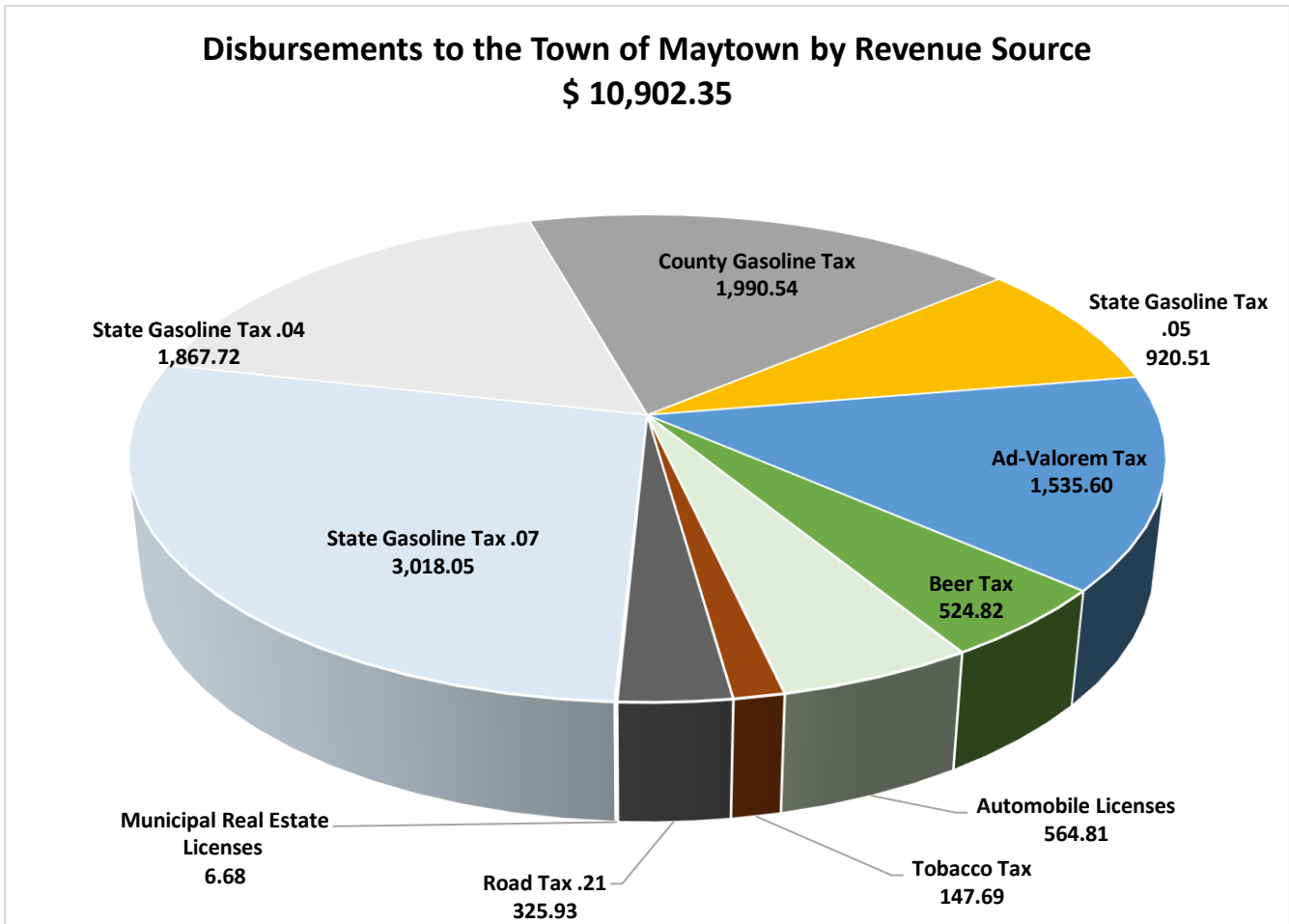
DISBURSEMENTS TO THE TOWN OF MAYTOWN

October 1, 2023 through September 30, 2024

	Number of Vehicle Registrations	234
Total Assessed Value of all taxable vehicles registered in the Town	\$	331,540

SOURCE OF REVENUE

State Gasoline Tax .07	\$	3,018.05
State Gasoline Tax .04		1,867.72
County Gasoline Tax		1,990.54
State Gasoline Tax .05		920.51
Ad-Valorem Tax		1,535.60
Beer Tax		524.82
Automobile Licenses		564.81
Tobacco Tax		147.69
Road Tax .21		325.93
Municipal Real Estate Licenses		6.68
TOTAL PAID TO THE TOWN OF MAYTOWN	\$	10,902.35



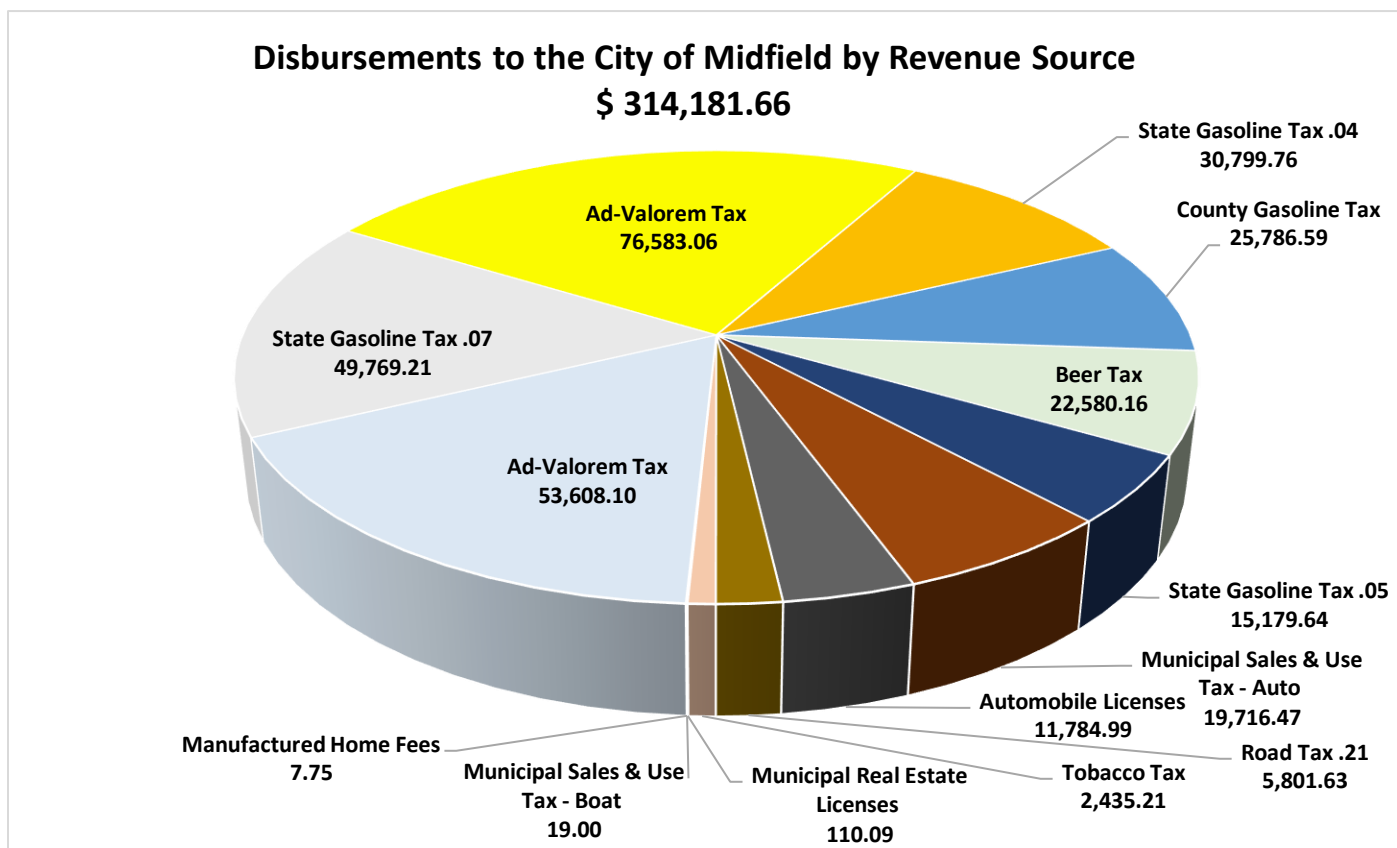
DISBURSEMENTS TO THE CITY OF MIDFIELD

October 1, 2023 through September 30, 2024

<i>Number of Vehicle Registrations</i>	4,349
<i>Total Assessed Value of all taxable vehicles registered in the City</i>	\$ 5,876,920

SOURCE OF REVENUE

Ad-Valorem Tax 1.40 General Fund	\$ 53,608.10
State Gasoline Tax .07	49,769.21
Ad-Valorem Tax .98 General Fund	76,583.06
State Gasoline Tax .04	30,799.76
County Gasoline Tax	25,786.59
Beer Tax	22,580.16
State Gasoline Tax .05	15,179.64
Municipal Sales & Use Tax - Auto	19,716.47
Automobile Licenses	11,784.99
Road Tax .21	5,801.63
Tobacco Tax	2,435.21
Municipal Real Estate Licenses	110.09
Municipal Sales & Use Tax - Boat	19.00
Manufactured Home Fees	7.75
TOTAL PAID TO THE CITY OF MIDFIELD	\$ 314,181.66



DISBURSEMENTS TO THE TOWN OF MORRIS

October 1, 2023 through September 30, 2024

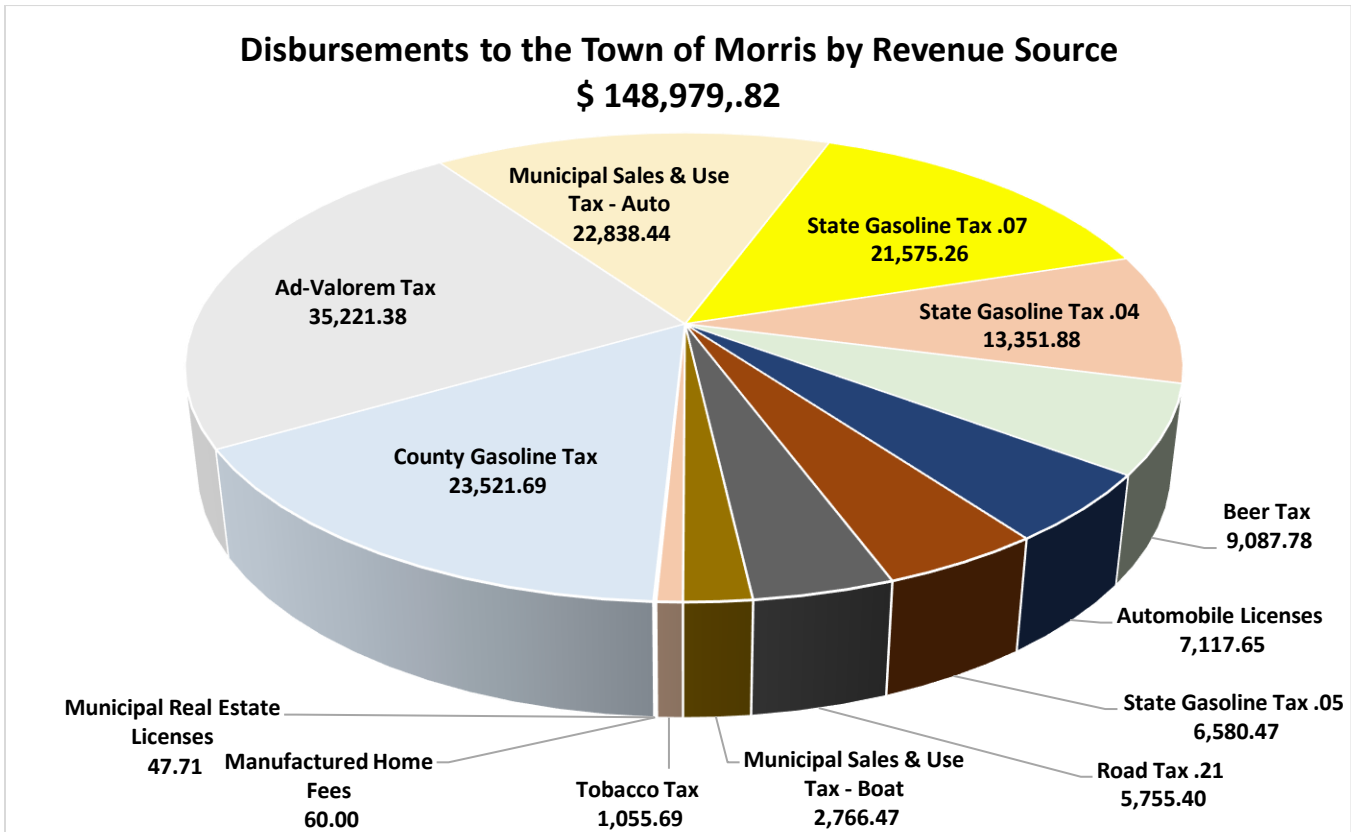
<i>Number of Vehicle Registrations</i>	2,912
<i>Total Assessed Value of all taxable vehicles registered in the Town</i>	\$ 5,892,100

SOURCE OF REVENUE

Ad Valorem Tax	\$	35,221.38
County Gasoline Tax		23,521.69
Municipal Sales & Use Tax - Auto		22,838.44
State Gasoline Tax .07		21,575.26
State Gasoline Tax .04		13,351.88
Beer Tax		9,087.78
Automobile Licenses		7,117.65
State Gasoline Tax .05		6,580.47
Road Tax .21		5,755.40
Municipal Sales & Use Tax - Boat		2,766.47
Tobacco Tax		1,055.69
Manufactured Home Fees		60.00
Municipal Real Estate Licenses		47.71

TOTAL PAID TO THE TOWN OF MORRIS

\$ 148,979.82



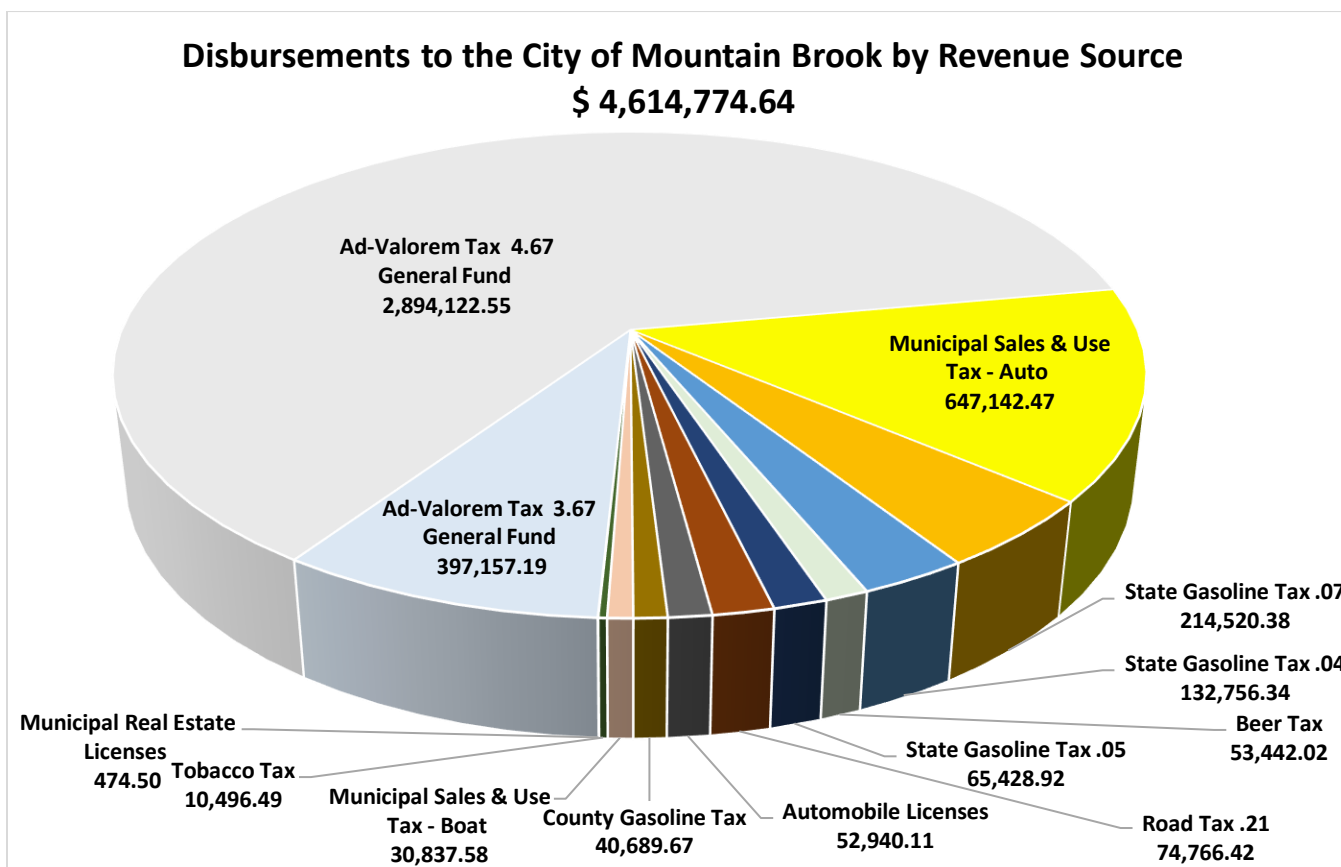
DISBURSEMENTS TO THE CITY OF MOUNTAIN BROOK

October 1, 2023 through September 30, 2024

	Number of Vehicle Registrations	22,203
	<i>Total Assessed Value of all taxable vehicles registered in the City</i> \$	<i>77,874,660</i>

SOURCE OF REVENUE

Ad-Valorem Tax 3.67 General Fund	\$ 2,894,122.55
Ad-Valorem Tax 4.67 General Fund	397,157.19
Municipal Sales & Use Tax - Auto	647,142.47
State Gasoline Tax .07	214,520.38
State Gasoline Tax .04	132,756.34
Beer Tax	53,442.02
State Gasoline Tax .05	65,428.92
Road Tax .21	74,766.42
Automobile Licenses	52,940.11
County Gasoline Tax	40,689.67
Municipal Sales & Use Tax - Boat	30,837.58
Tobacco Tax	10,496.49
Municipal Real Estate Licenses	474.50
TOTAL PAID TO THE CITY OF MOUNTAIN BROOK	\$ 4,614,774.64



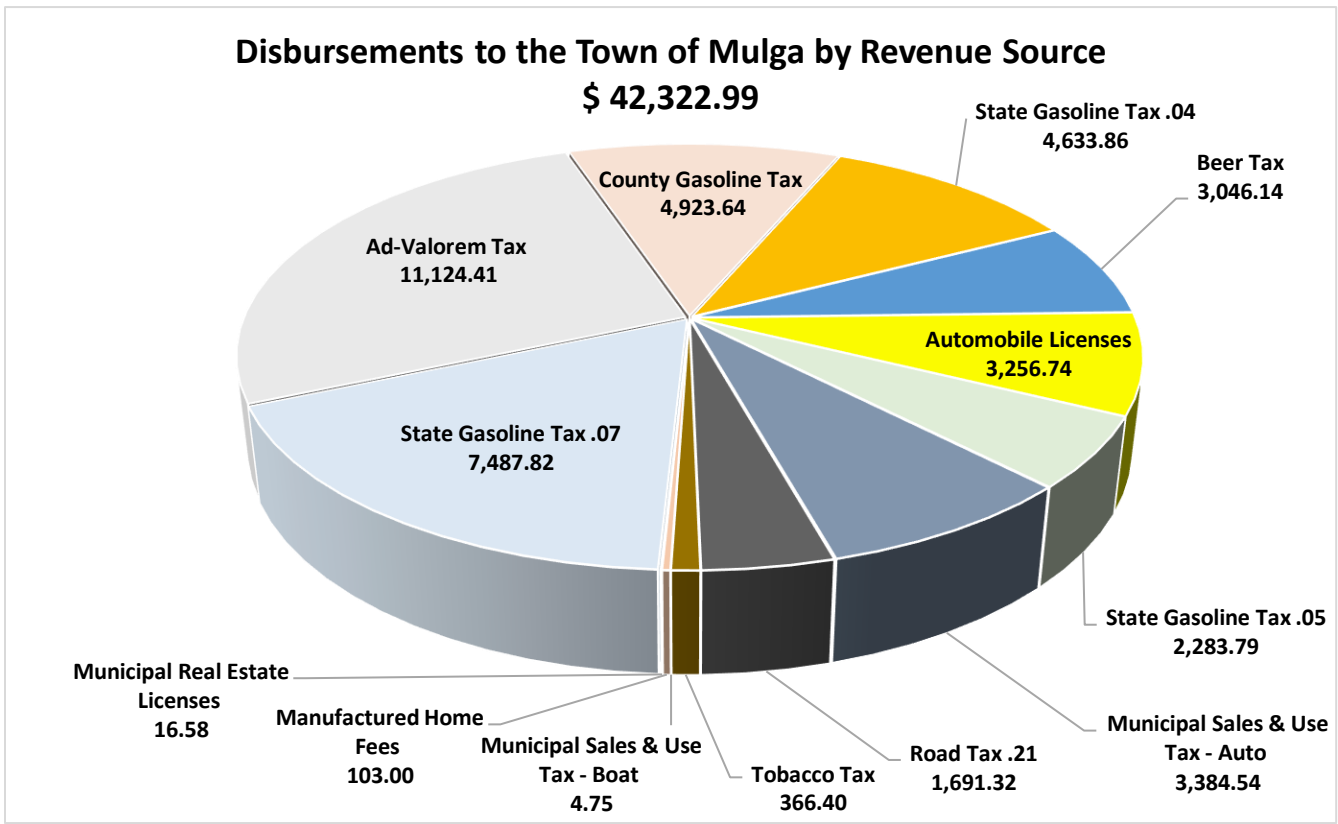
DISBURSEMENTS TO THE TOWN OF MULGA

October 1, 2023 through September 30, 2024

<i>Number of Vehicle Registrations</i>	1,316
<i>Total Assessed Value of all taxable vehicles registered in the Town</i>	\$ 1,734,720

SOURCE OF REVENUE

Ad Valorem Tax	\$	11,124.41
State Gasoline Tax .07		7,487.82
County Gasoline Tax		4,923.64
State Gasoline Tax .04		4,633.86
Beer Tax		3,046.14
Automobile Licenses		3,256.74
State Gasoline Tax .05		2,283.79
Municipal Sales & Use Tax - Auto		3,384.54
Road Tax .21		1,691.32
Tobacco Tax		366.40
Municipal Sales & Use Tax - Boat		4.75
Manufactured Home Fees		103.00
Municipal Real Estate Licenses		16.58
TOTAL PAID TO THE TOWN OF MULGA	\$	<u>42,322.99</u>



DISBURSEMENTS TO THE TOWN OF NORTH JOHNS

October 1, 2023 through September 30, 2024

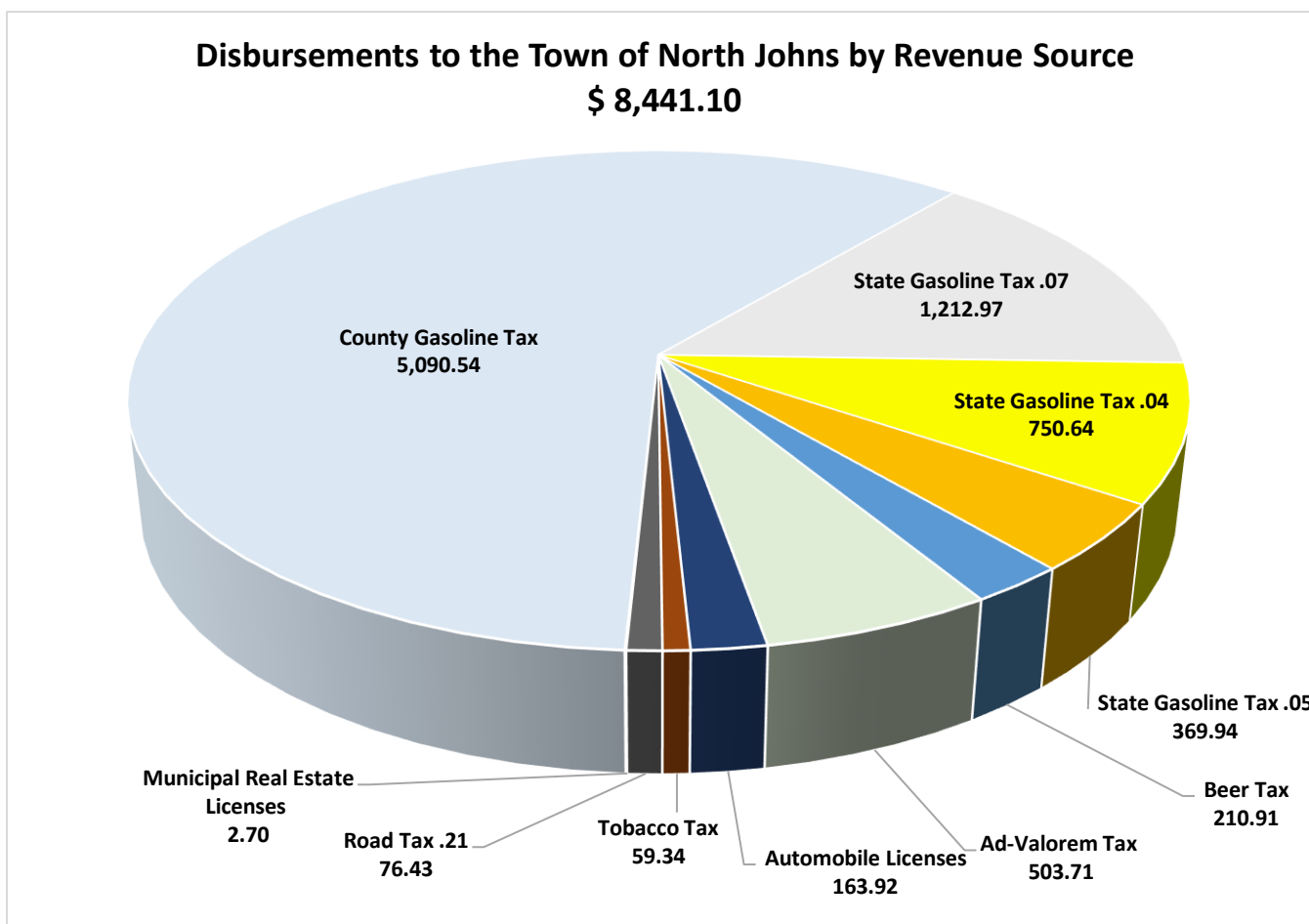
<i>Number of Vehicle Registrations</i>	95
<i>Total Assessed Value of all taxable vehicles registered in the Town</i>	\$ 86,280

SOURCE OF REVENUE

County Gasoline Tax	5,090.54
State Gasoline Tax .07	1,212.97
State Gasoline Tax .04	750.64
State Gasoline Tax .05	369.94
Beer Tax	210.91
Ad-Valorem Tax	503.71
Automobile Licenses	163.92
Tobacco Tax	59.34
Road Tax .21	76.43
Municipal Real Estate Licenses	2.70

TOTAL PAID TO THE TOWN OF NORTH JOHNS

\$ 8,441.10



DISBURSEMENTS TO THE CITY OF PINSON

October 1, 2023 through September 30, 2024

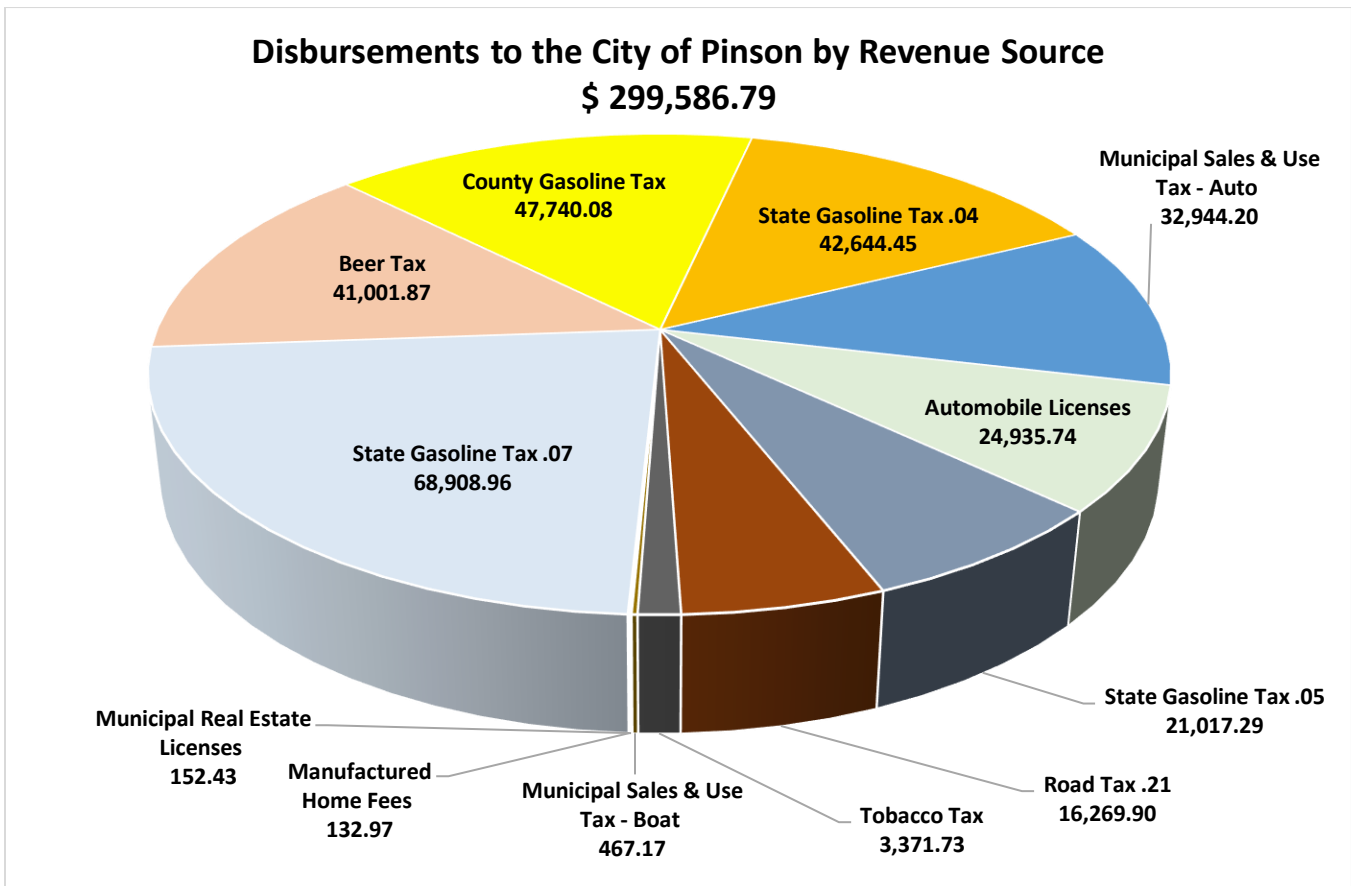
Number of Vehicle Registrations	9,545
Total Assessed Value of all taxable vehicles registered in the City	\$ 16,587,500

SOURCE OF REVENUE

State Gasoline Tax .07	\$	68,908.96
Beer Tax		41,001.87
County Gasoline Tax		47,740.08
State Gasoline Tax .04		42,644.45
Municipal Sales & Use Tax - Auto		32,944.20
Automobile Licenses		24,935.74
State Gasoline Tax .05		21,017.29
Road Tax .21		16,269.90
Tobacco Tax		3,371.73
Municipal Sales & Use Tax - Boat		467.17
Municipal Real Estate Licenses		152.43
Manufactured Home Fees		132.97

TOTAL PAID TO THE CITY OF PINSON

\$ 299,586.79



DISBURSEMENTS TO THE CITY OF PLEASANT GROVE

October 1, 2023 through September 30, 2024

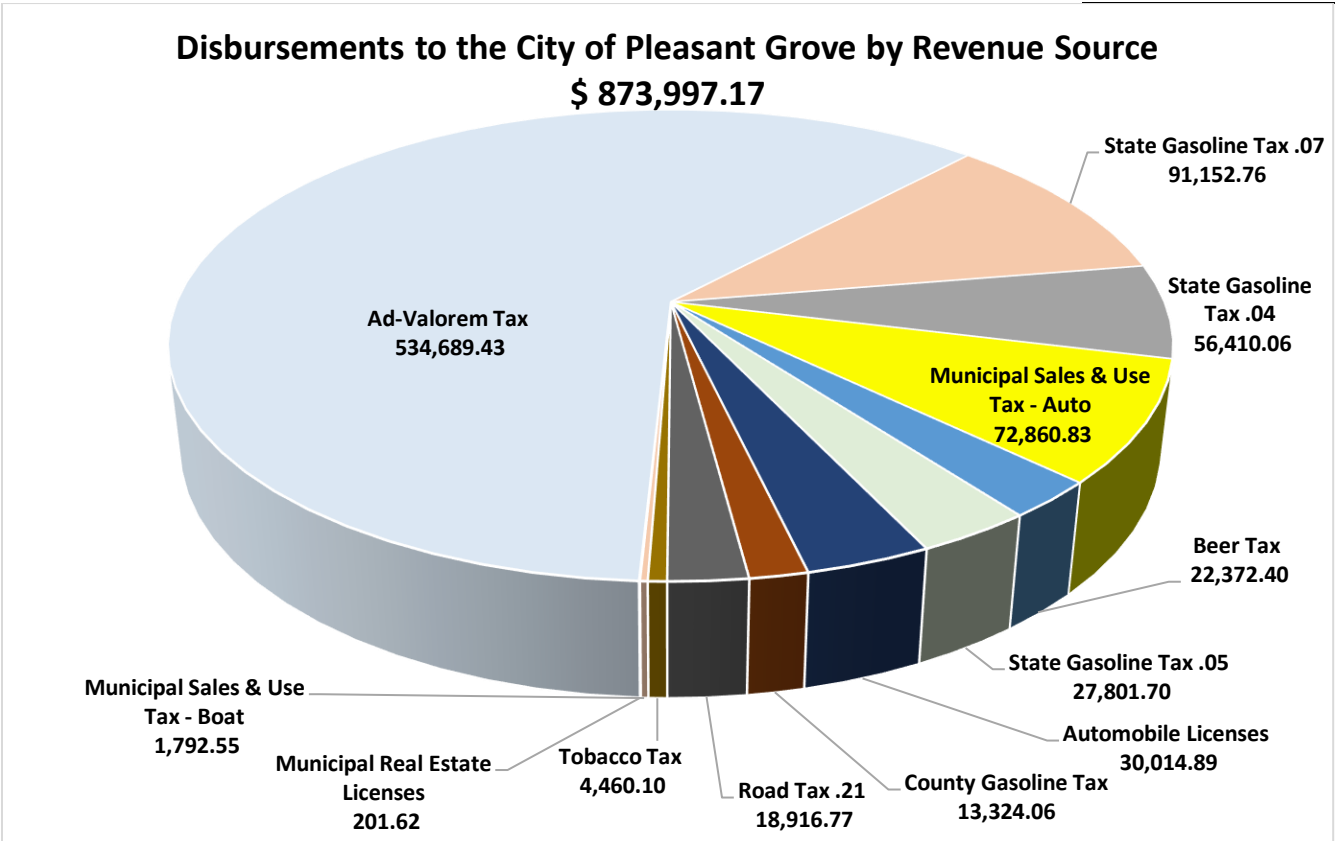
Number of Vehicle Registrations	11,299
Total Assessed Value of all taxable vehicles registered in the City	\$ 19,387,560

SOURCE OF REVENUE

Ad-Valorem Tax	\$	534,689.43
State Gasoline Tax .07		91,152.76
State Gasoline Tax .04		56,410.06
Municipal Sales & Use Tax - Auto		72,860.83
Beer Tax		22,372.40
State Gasoline Tax .05		27,801.70
Automobile Licenses		30,014.89
County Gasoline Tax		13,324.06
Road Tax .21		18,916.77
Tobacco Tax		4,460.10
Municipal Sales & Use Tax - Boat		1,792.55
Municipal Real Estate Licenses		201.62

TOTAL PAID TO THE CITY OF PLEASANT GROVE

\$ 873,997.17



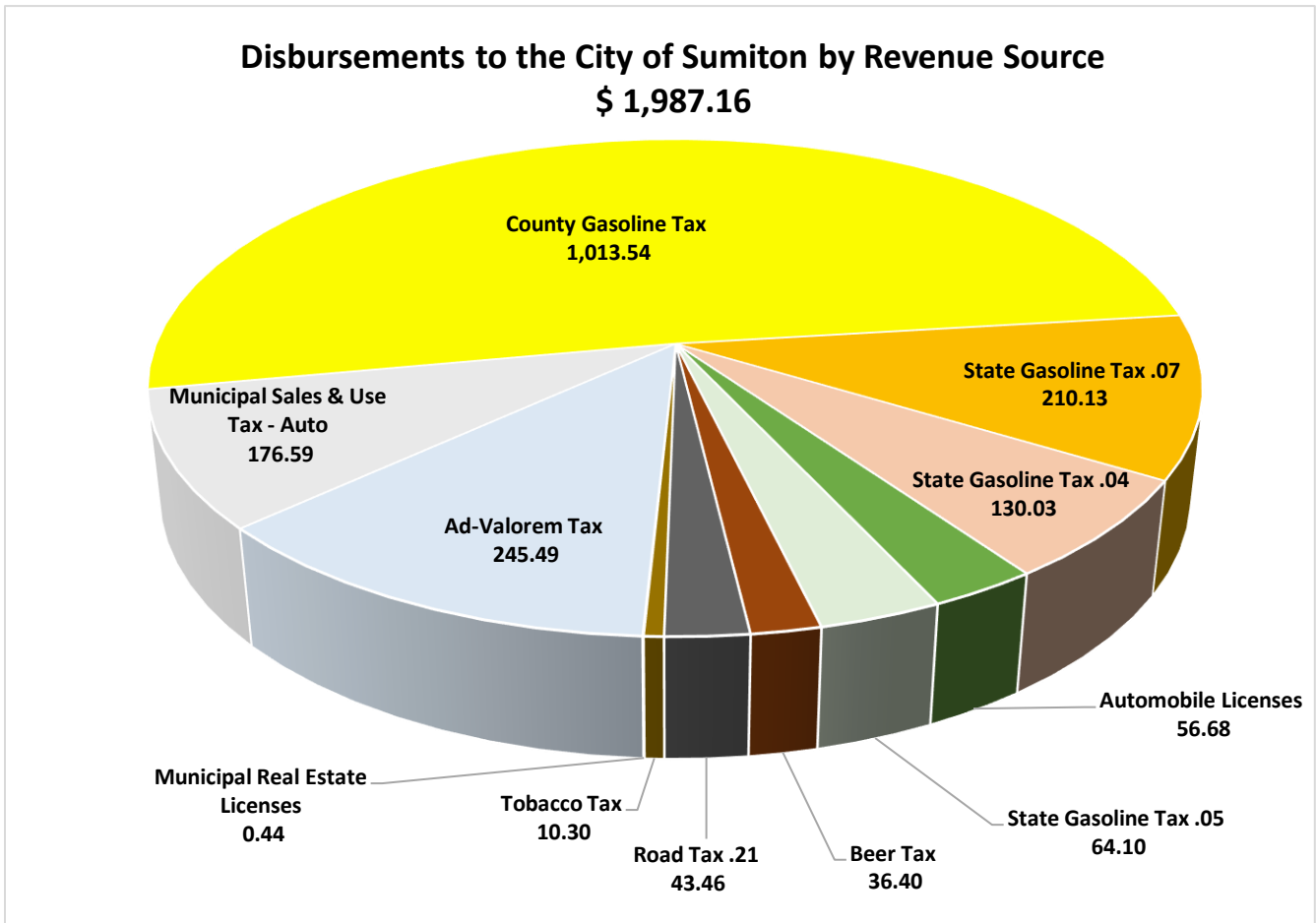
DISBURSEMENTS TO THE CITY OF SUMITON

October 1, 2023 through September 30, 2024

	Number of Vehicle Registrations	51
<i>Total Assessed Value of all taxable vehicles registered in the City</i>	\$	44,940

SOURCE OF REVENUE

County Gasoline Tax	\$	1,013.54
Ad Valorem Tax		245.49
State Gasoline Tax .07		210.13
Municipal Sales & Use Tax – Auto		176.59
State Gasoline Tax .04		130.03
Automobile Licenses		56.68
State Gasoline Tax .05		64.10
Beer Tax		36.40
Road Tax .21		43.46
Tobacco Tax		10.30
Municipal Real Estate Licenses		0.44
TOTAL PAID TO THE CITY OF SUMITON	\$	1,987.16



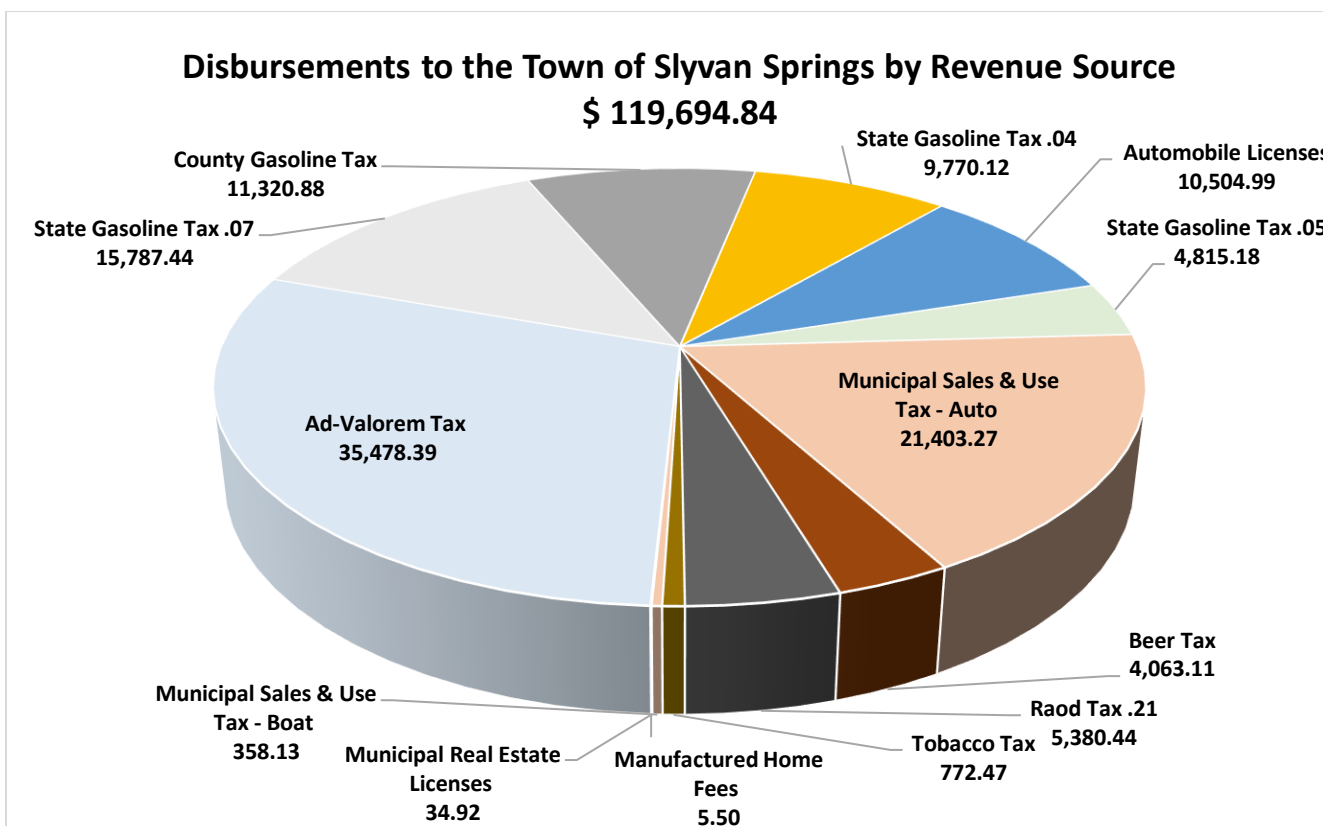
DISBURSEMENTS TO THE TOWN OF SLYVAN SPRINGS

October 1, 2023 through September 30, 2024

	Number of Vehicle Registrations	1,954
Total Assessed Value of all taxable vehicles registered in the Town	\$	5,410,460

SOURCE OF REVENUE

Ad-Valorem Tax	\$	35,478.39
State Gasoline Tax .07		15,787.44
County Gasoline Tax		11,320.88
State Gasoline Tax .04		9,770.12
Automobile Licenses		10,504.99
State Gasoline Tax .05		4,815.18
Municipal Sales & Use Tax - Auto		21,403.27
Beer Tax		4,063.11
Road Tax .21		5,380.44
Tobacco Tax		772.47
Municipal Sales & Use Tax - Boat		358.13
Municipal Real Estate Licenses		34.92
Manufactured Home Fees		5.50
TOTAL PAID TO THE CITY OF SLYVAN SPRINGS	\$	119,694.84



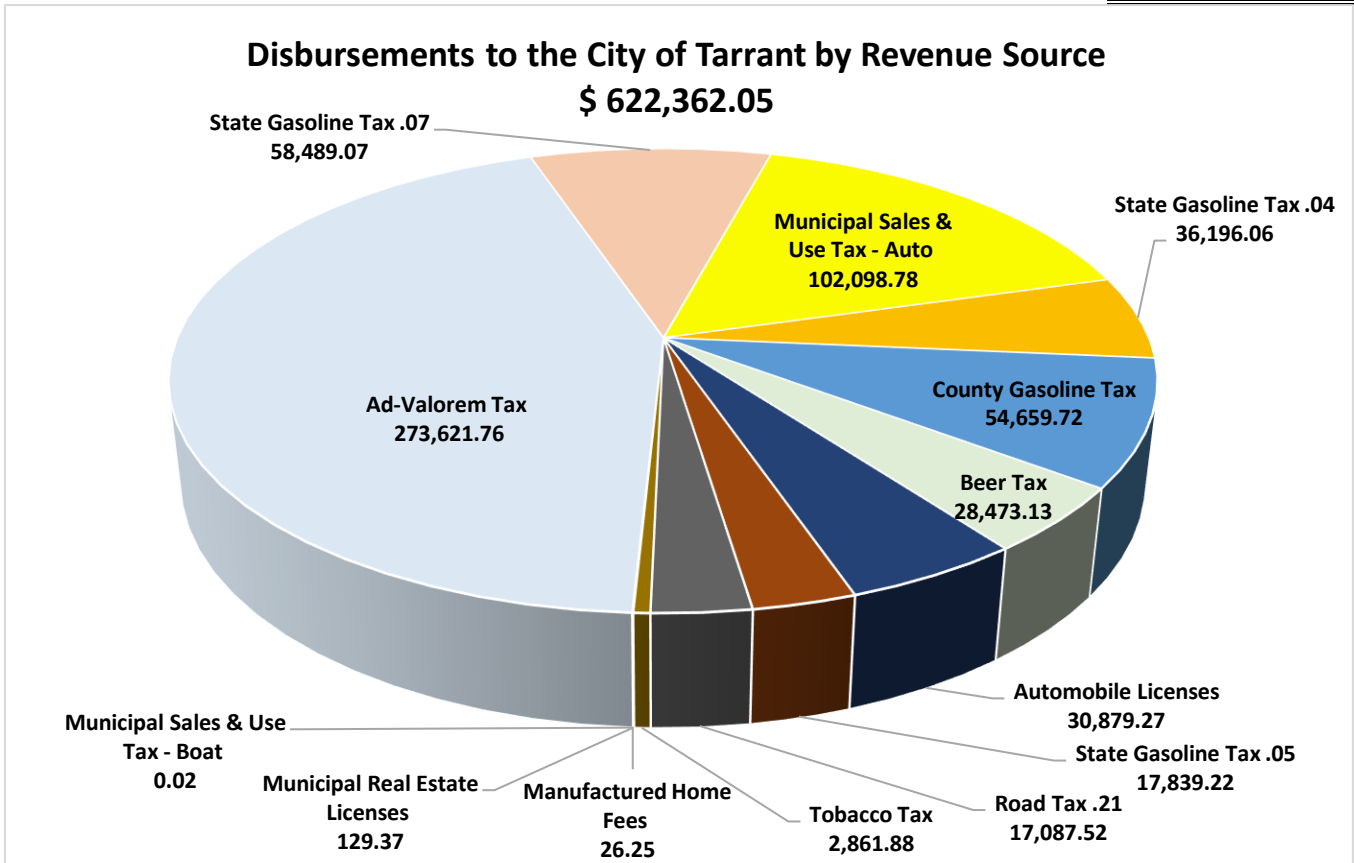
DISBURSEMENTS TO THE CITY OF TARRANT

October 1, 2023 through September 30, 2024

	Number of Vehicle Registrations	7,037
<i>Total Assessed Value of all taxable vehicles registered in the City</i>	\$	17,086,740

SOURCE OF REVENUE

Ad-Valorem Tax	\$	273,621.76
State Gasoline Tax .07		58,489.07
Municipal Sales & Use Tax - Auto		102,098.78
State Gasoline Tax .04		36,196.06
County Gasoline Tax		54,659.72
Beer Tax		28,473.13
Automobile Licenses		30,879.27
State Gasoline Tax .05		17,839.22
Road Tax .21		17,087.52
Tobacco Tax		2,861.88
Municipal Real Estate Licenses		129.37
Manufactured Home Fees		26.25
Municipal Sales & Use Tax – Boat		0.02
TOTAL PAID TO THE CITY OF TARRANT	\$	622,362.05



DISBURSEMENTS TO THE TOWN OF TRAFFORD

October 1, 2023 through September 30, 2024

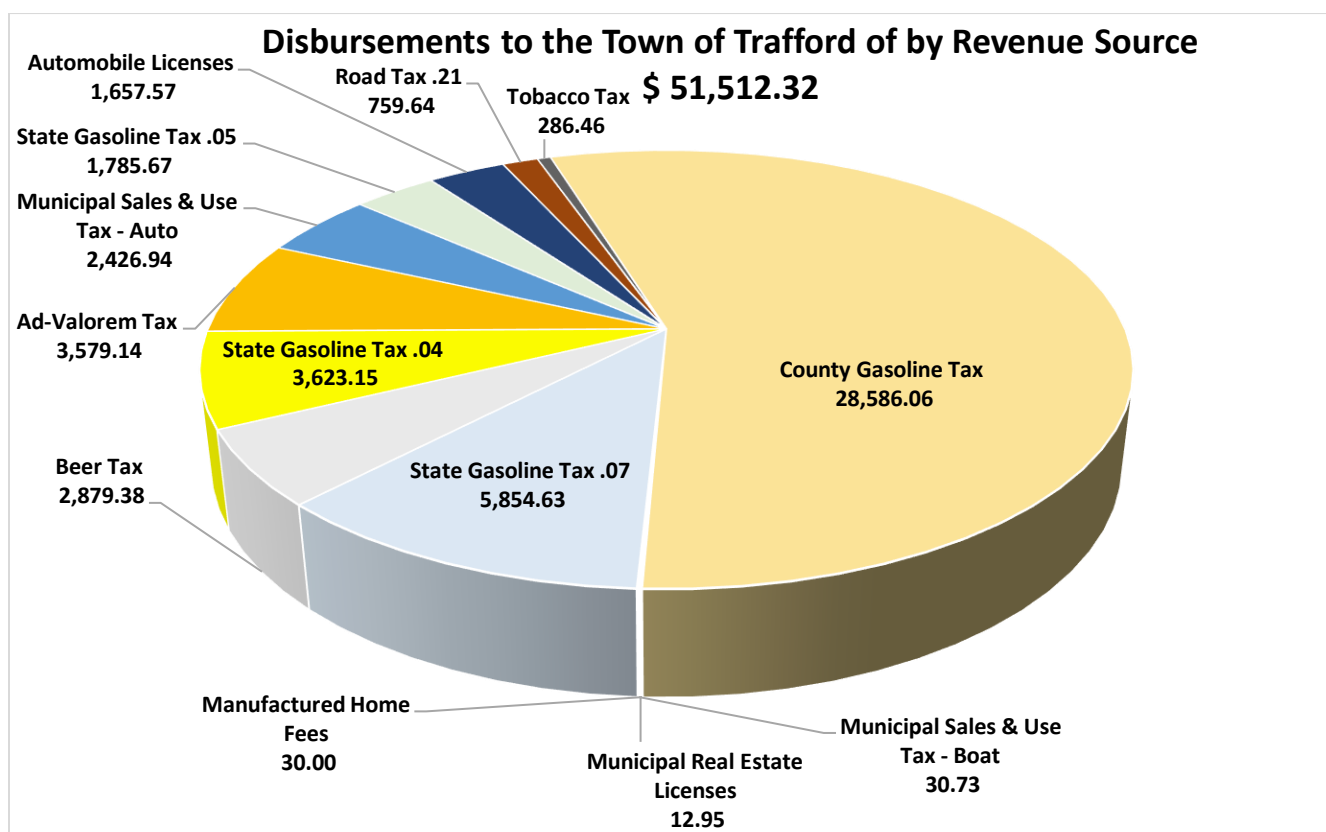
Number of Vehicle Registrations	669
Total Assessed Value of all taxable vehicles registered in the Town	\$ 771,540

SOURCE OF REVENUE

County Gasoline Tax	\$	28,586.06
State Gasoline Tax .07		5,854.63
State Gasoline Tax .04		3,623.15
Ad-Valorem Tax		3,579.14
Beer Tax		2,879.38
Municipal Sales & Use Tax - Auto		2,426.94
State Gasoline Tax .05		1,785.67
Automobile Licenses		1,657.57
Road Tax .21		759.64
Tobacco Tax		286.46
Municipal Sales & Use Tax – Boar		30.73
Manufactured Home Fees		30.00
Municipal Real Estate Licenses		12.95

TOTAL PAID TO THE TOWN OF TRAFFORD

\$ 51,512.32



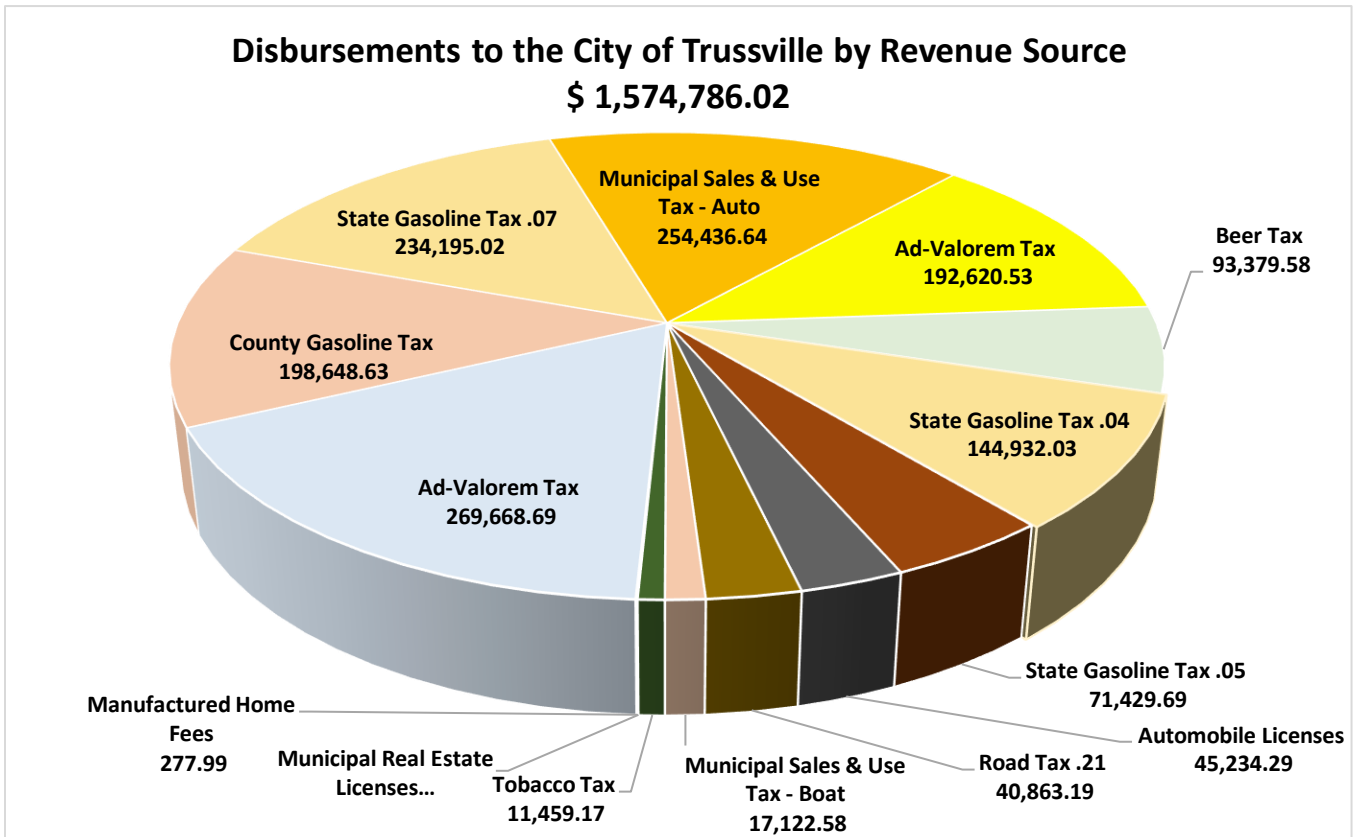
DISBURSEMENTS TO THE CITY OF TRUSSVILLE

October 1, 2023 through September 30, 2024

Number of Vehicle Registrations	17,067
Total Assessed Value of all taxable vehicles registered in the City	\$ 41,986,280

SOURCE OF REVENUE

Ad-Valorem Tax	\$	269,668.69
County Gasoline Tax		198,648.63
State Gasoline Tax .07		234,195.02
Municipal Sales & Use Tax - Auto		254,436.64
Ad-Valorem Tax		192,620.53
Beer Tax		93,379.58
State Gasoline Tax .04		144,932.03
State Gasoline Tax .05		71,429.69
Automobile Licenses		45,234.29
Road Tax .21		40,863.19
Municipal Sales & Use Tax - Boat		17,122.58
Tobacco Tax		11,459.17
Municipal Real Estate Licenses		517.99
Manufactured Home Fees		277.99
TOTAL PAID TO THE CITY OF TRUSSVILLE	\$	1,574,786.02



DISBURSEMENTS TO THE CITY OF VESTAVIA HILLS

October 1, 2023 through September 30, 2024

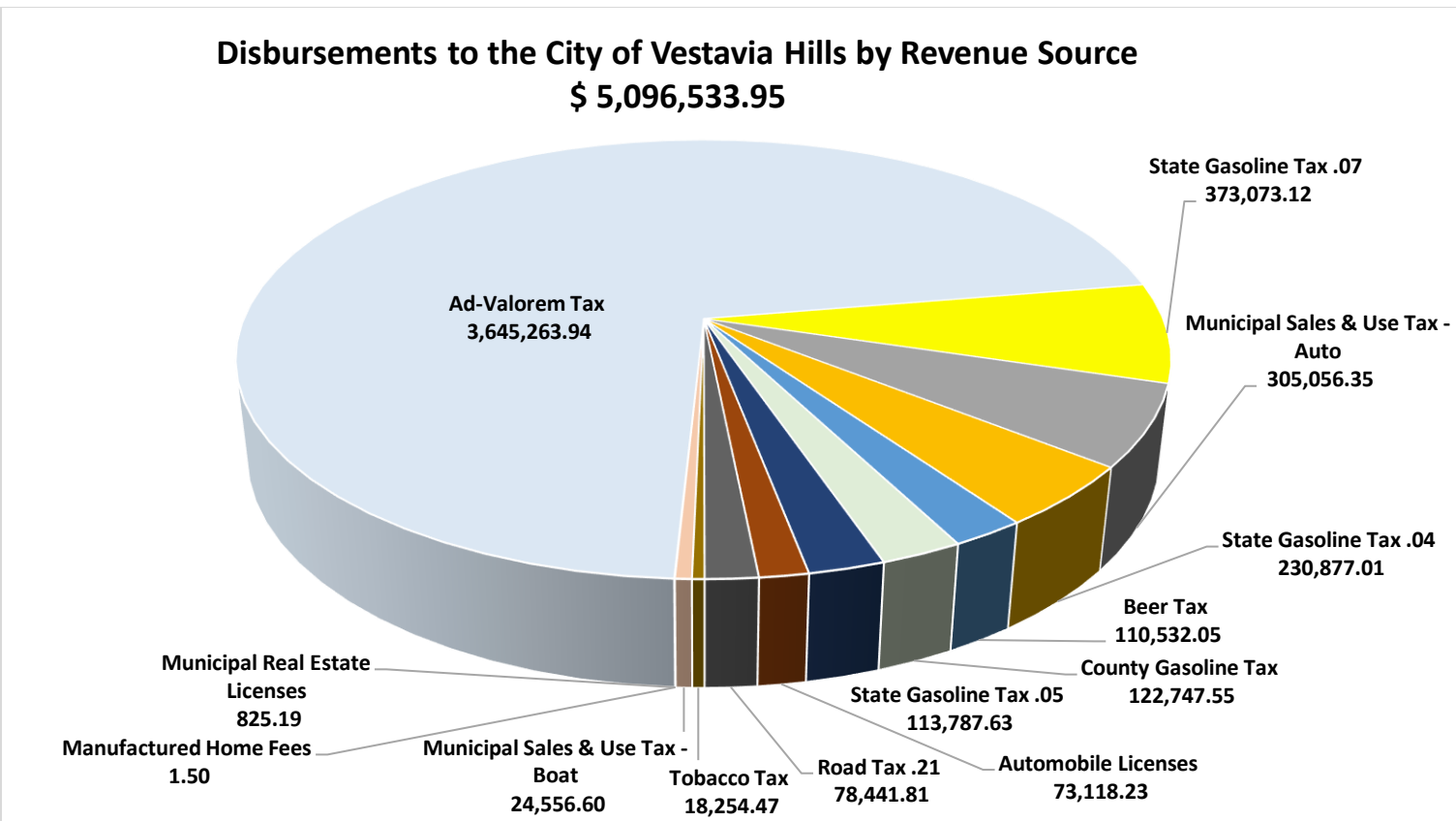
	Number of Vehicle Registrations	28,907
<i>Total Assessed Value of all taxable vehicles registered in the City</i>	\$	81,547,100

SOURCE OF REVENUE

Ad-Valorem Tax	\$	3,645,263.94
State Gasoline Tax .07		373,073.12
Municipal Sales & Use Tax - Auto		305,056.35
State Gasoline Tax .04		230,877.01
Beer Tax		110,532.05
County Gasoline Tax		122,747.55
State Gasoline Tax .05		113,787.63
Automobile Licenses		73,118.23
Road Tax .21		78,441.81
Tobacco Tax		18,254.47
Municipal Sales & Use Tax - Boat		24,556.60
Municipal Real Estate Licenses		825.19

TOTAL PAID TO THE CITY OF VESTAVIA HILLS

\$ 5,096,533.95



DISBURSEMENTS TO THE CITY OF WARRIOR

October 1, 2023 through September 30, 2024

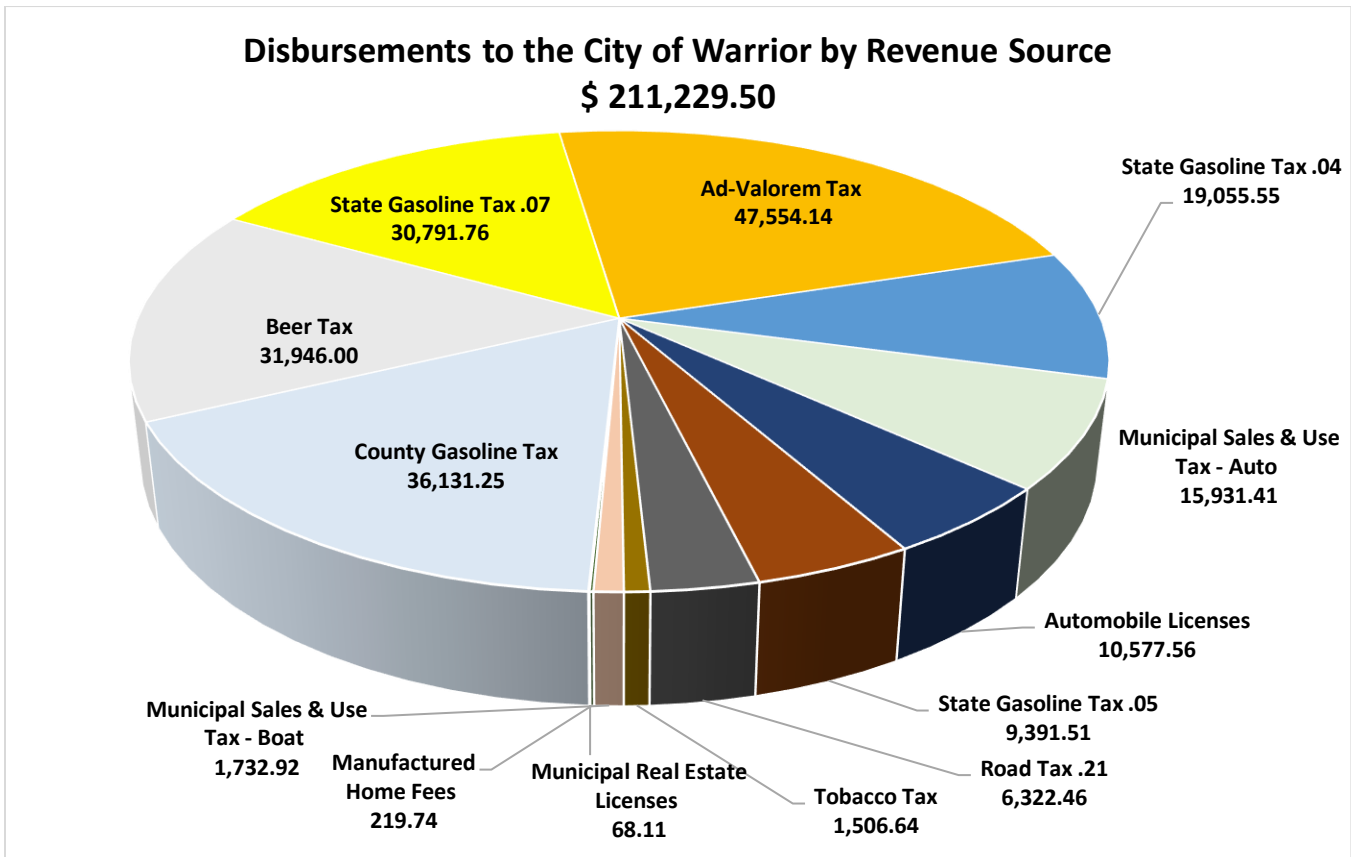
Number of Vehicle Registrations	3,914
Total Assessed Value of all taxable vehicles registered in the City	\$ 6,460,900

SOURCE OF REVENUE

County Gasoline Tax	\$	36,131.25
Beer Tax		31,946.00
State Gasoline Tax .07		30,791.76
Ad-Valorem Tax		47,554.14
State Gasoline Tax .04		19,055.55
Municipal Sales & Use Tax - Auto		15,931.41
Automobile Licenses		10,577.56
State Gasoline Tax .05		9,391.51
Road Tax .21		6,322.46
Tobacco Tax		1,506.64
Municipal Sales & Use Tax - Boat		1,732.92
Manufactured Home Fees		219.74
Municipal Real Estate Licenses		68.11

TOTAL PAID TO THE CITY OF WARRIOR

\$ 211,229.05



DISBURSEMENTS TO THE TOWN OF WEST JEFFERSON

October 1, 2023 through September 30, 2024

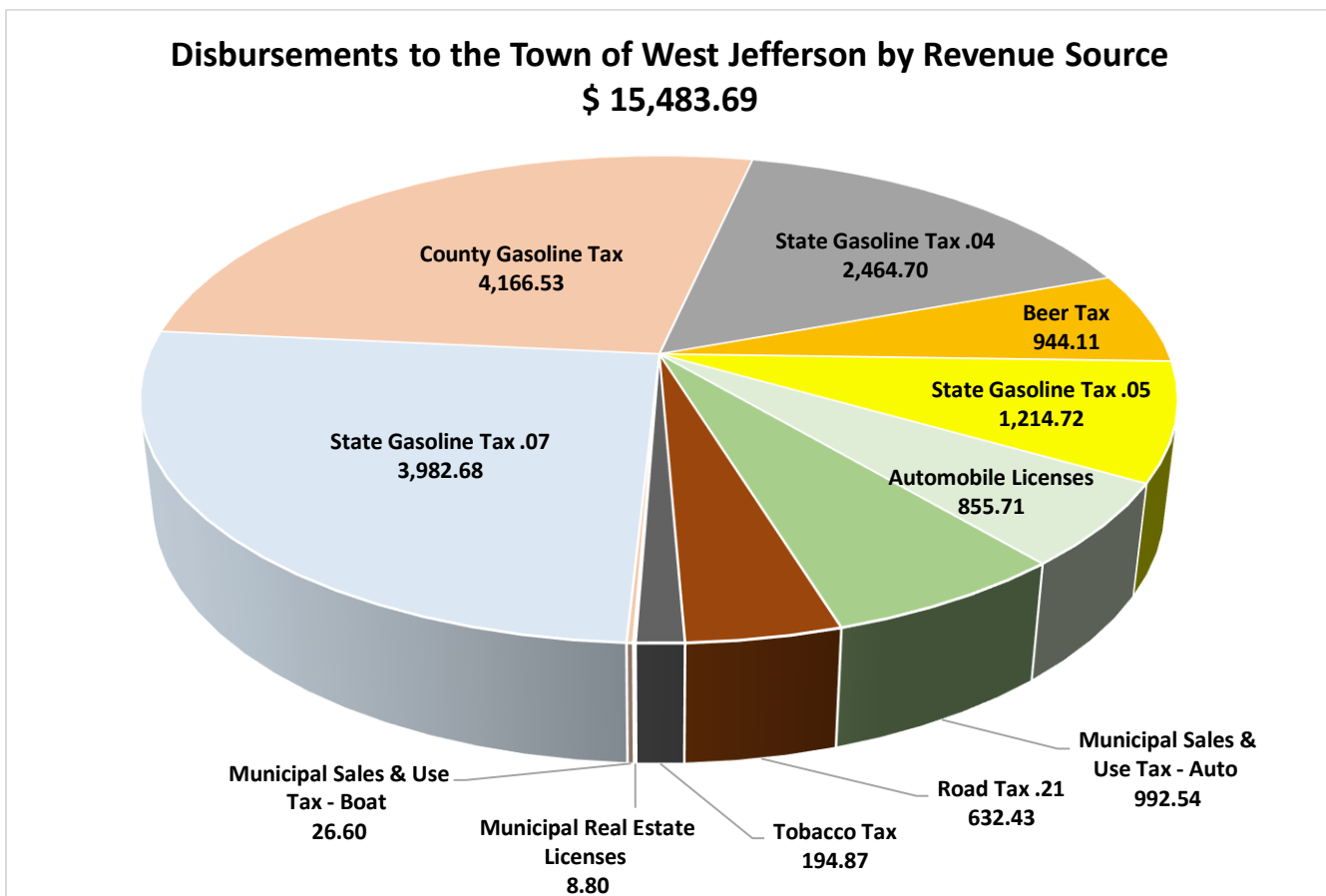
<i>Number of Vehicle Registrations</i>	405
<i>Total Assessed Value of all taxable vehicles registered in the Town</i>	\$ 646,5000

SOURCE OF REVENUE

State Gasoline Tax .07	\$ 3,982.68
County Gasoline Tax	4,166.53
State Gasoline Tax .04	2,464.70
Beer Tax	944.11
State Gasoline Tax .05	1,214.72
Automobile Licenses	855.71
Municipal Sales & Use Tax - Auto	992.54
Road Tax .21	632.43
Tobacco Tax	194.87
Municipal Real Estate Licenses	8.80
Municipal Sales & Use Tax - Boat	26.60

TOTAL PAID TO THE TOWN OF WEST JEFFERSON

\$ 15,483.69



DISBURSEMENTS TO THE BESSEMER BOARD OF EDUCATION

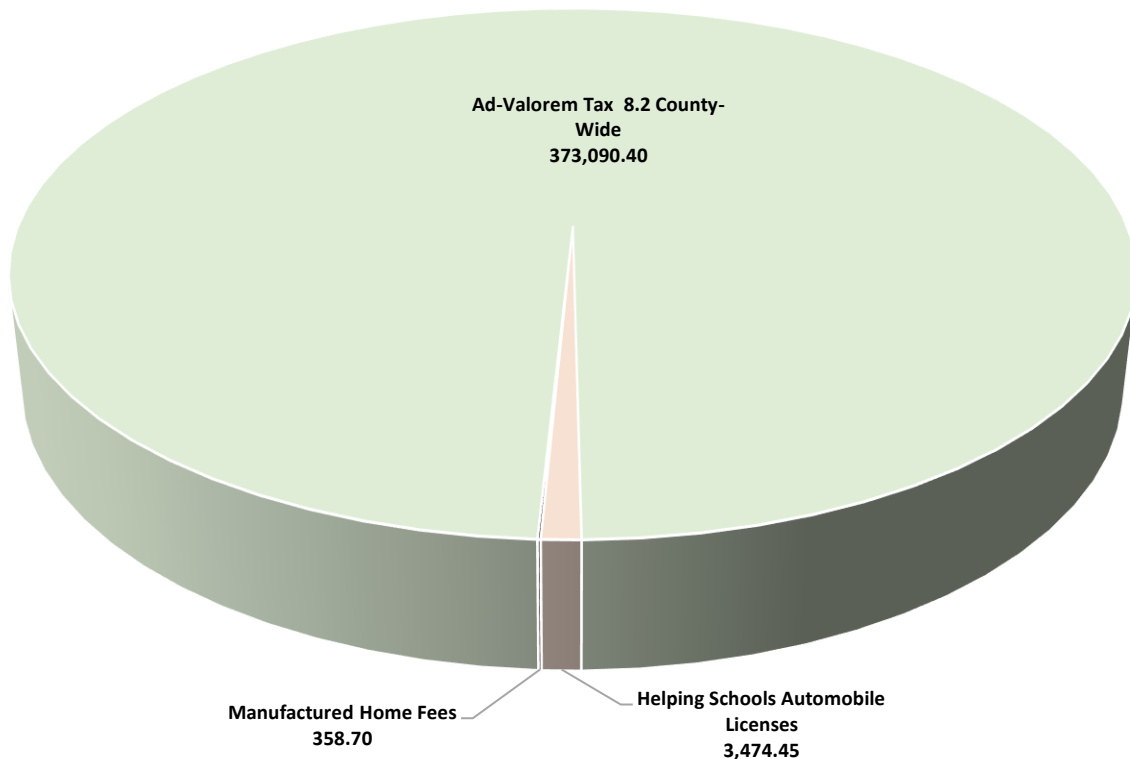
October 1, 2023 through September 30, 2024

<i>Total Assessed Value of all taxable vehicles registered in the City</i>	\$	58,711,580
--	----	-------------------

SOURCE OF REVENUE

Ad-Valorem Tax 8.2 County-Wide	\$	373,090.40
Helping Schools Automobile Licenses		3,474.45
Manufactured Home Fees		358.70
TOTAL PAID TO BESSEMER BOARD OF EDUCATION	\$	376,923.55

**Disbursements to the
Bessemer Board of Education
by Revenue Source
\$376,923.55**



DISBURSEMENTS TO THE BIRMINGHAM BOARD OF EDUCATION

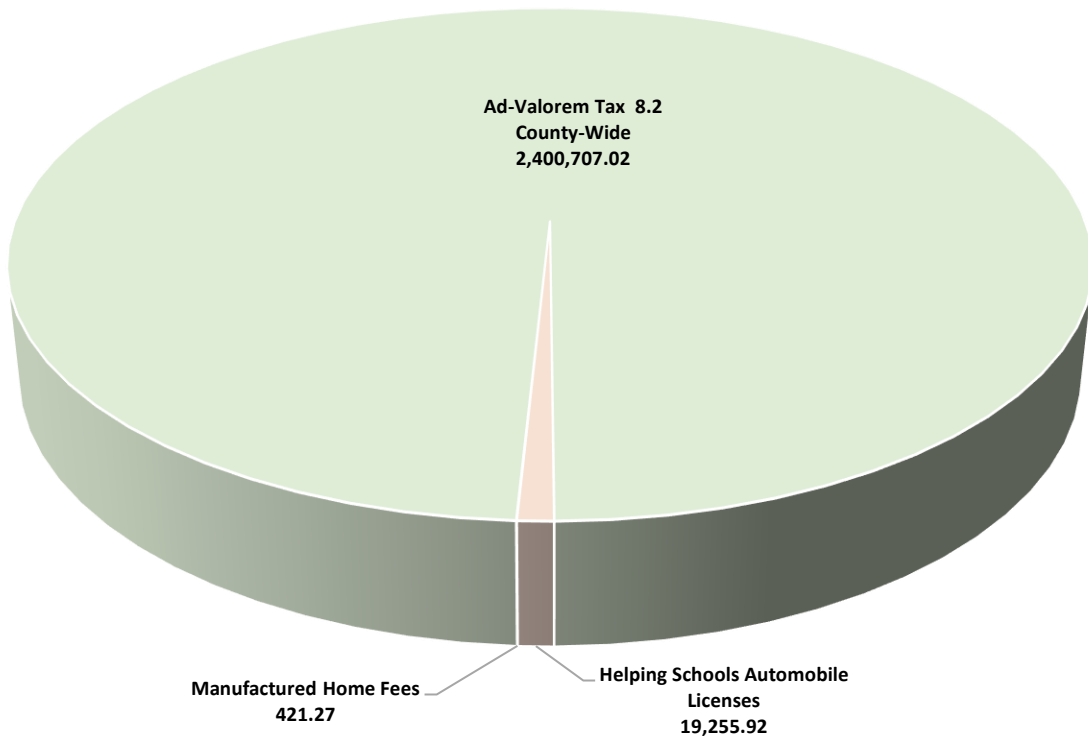
October 1, 2023 through September 30, 2024

<i>Total Assessed Value of all taxable vehicles registered in the City</i>	\$	417,580,500
--	----	--------------------

SOURCE OF REVENUE

Ad-Valorem Tax 8.2 County-Wide	\$	2,400,707.02
Helping Schools Automobile Licenses		19,255.92
Manufactured Home Fees		421.27
TOTAL PAID TO BIRMINGHAM BOARD OF EDUCATION	\$	2,420,384.21

**Disbursements to the
Birmingham Board of Education
by Revenue Source
\$2,420,384.21**



DISBURSEMENTS TO THE FAIRFIELD BOARD OF EDUCATION

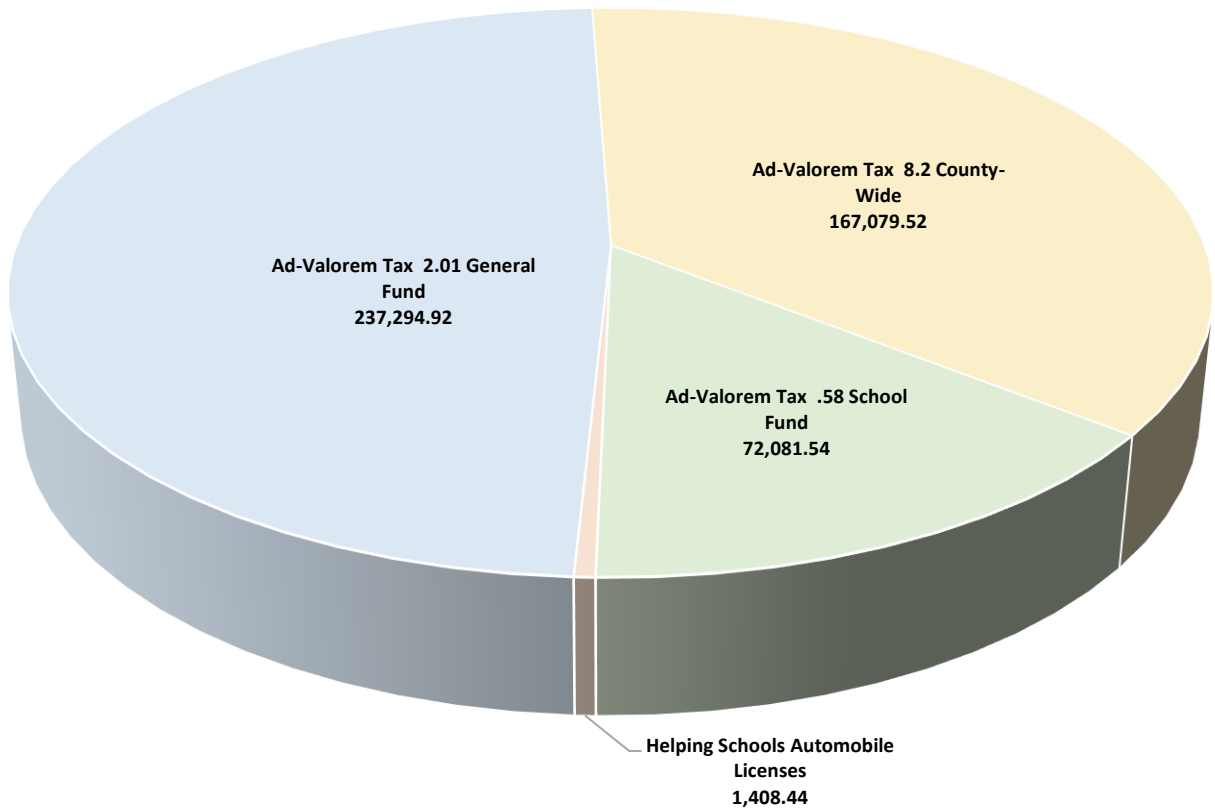
October 1, 2023 through September 30, 2024

<i>Total Assessed Value of all taxable vehicles registered in the City</i>	\$	12,675,000
--	----	------------

SOURCE OF REVENUE

Ad-Valorem Tax 2.01 General Fund	\$	237,294.92
Ad-Valorem Tax 8.2 County-Wide		167,079.52
Ad-Valorem Tax .58 School Fund		72,081.54
Helping Schools Automobile Licenses		1,408.44
TOTAL PAID TO FAIRFIELD BOARD OF EDUCATION	\$	477,864.42

**Disbursements to the
Fairfield Board of Education
by Revenue Source
\$477,864.42**



DISBURSEMENTS TO THE HOMEWOOD BOARD OF EDUCATION

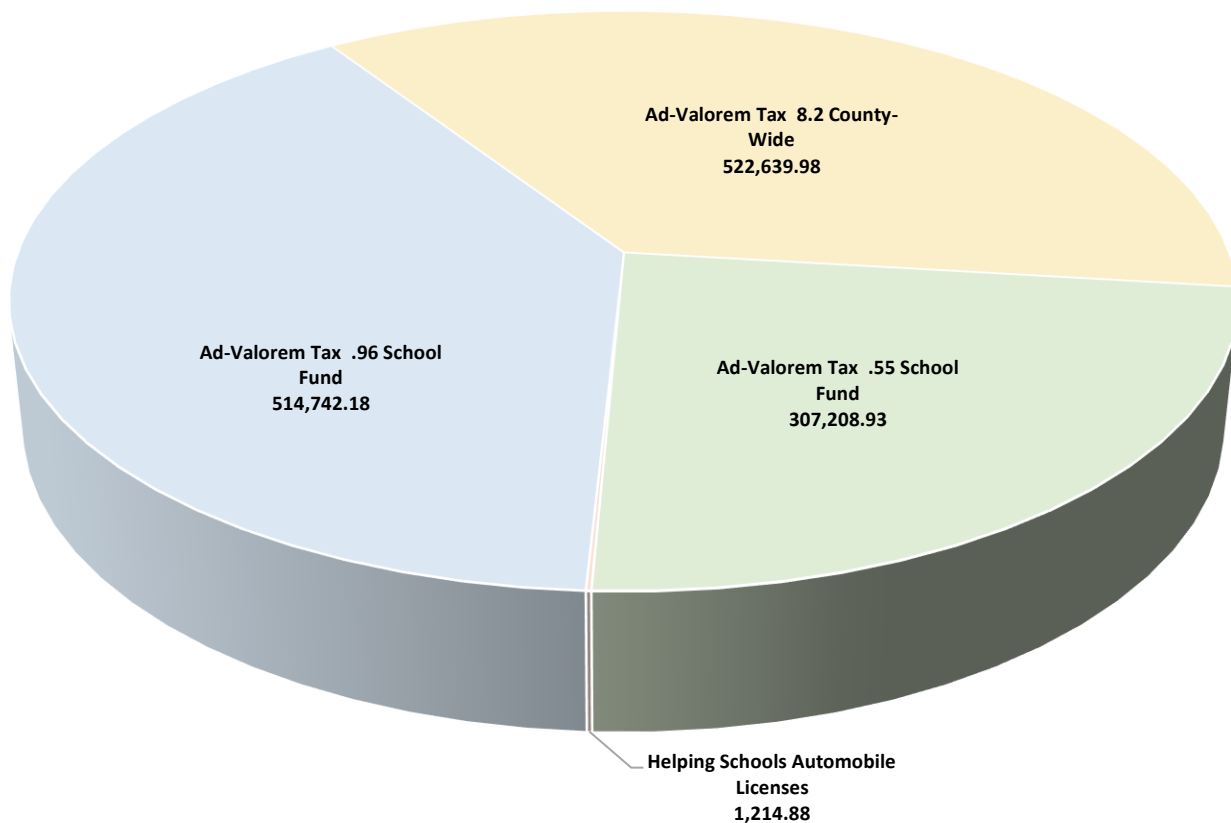
October 1, 2023 through September 30, 2024

<i>Total Assessed Value of all taxable vehicles registered in the City</i>	\$	57,870,240
--	----	-------------------

SOURCE OF REVENUE

Ad-Valorem Tax .96 School Fund	\$	514,742.18
Ad-Valorem Tax 8.2 County-Wide		522,639.98
Ad-Valorem Tax .55 School Fund		307,208.93
Helping Schools Automobile Licenses		1,214.88
TOTAL PAID TO HOMEWOOD BOARD OF EDUCATION	\$	1,345,820.47

**Disbursements to the
Homewood Board of Education
by Revenue Source
\$1,345,820.47**



DISBURSEMENTS TO THE HOOVER BOARD OF EDUCATION

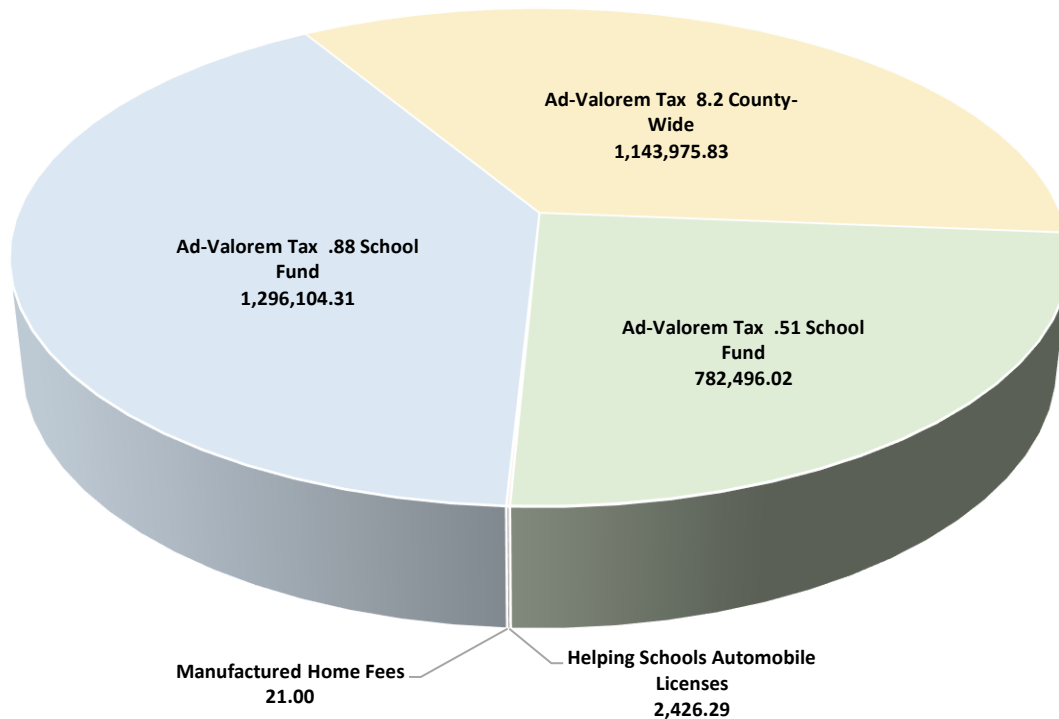
October 1, 2023 through September 30, 2024

<i>Total Assessed Value of all taxable vehicles registered in the City</i>	\$	<i>159,915,080</i>
--	----	--------------------

SOURCE OF REVENUE

Ad-Valorem Tax .88 School Fund	\$	1,296,104.31
Ad-Valorem Tax 8.2 County-Wide		1,143,975.83
Ad-Valorem Tax .51 School Fund		782,496.02
Helping Schools Automobile Licenses		2,426.29
Manufactured Home Fees		21.00
TOTAL PAID TO HOOVER BOARD OF EDUCATION	\$	<u>3,225,023.45</u>

**Disbursements to the
Hoover Board of Education
by Revenue Source
\$3,225,023.45**



DISBURSEMENTS TO THE LEEDS BOARD OF EDUCATION

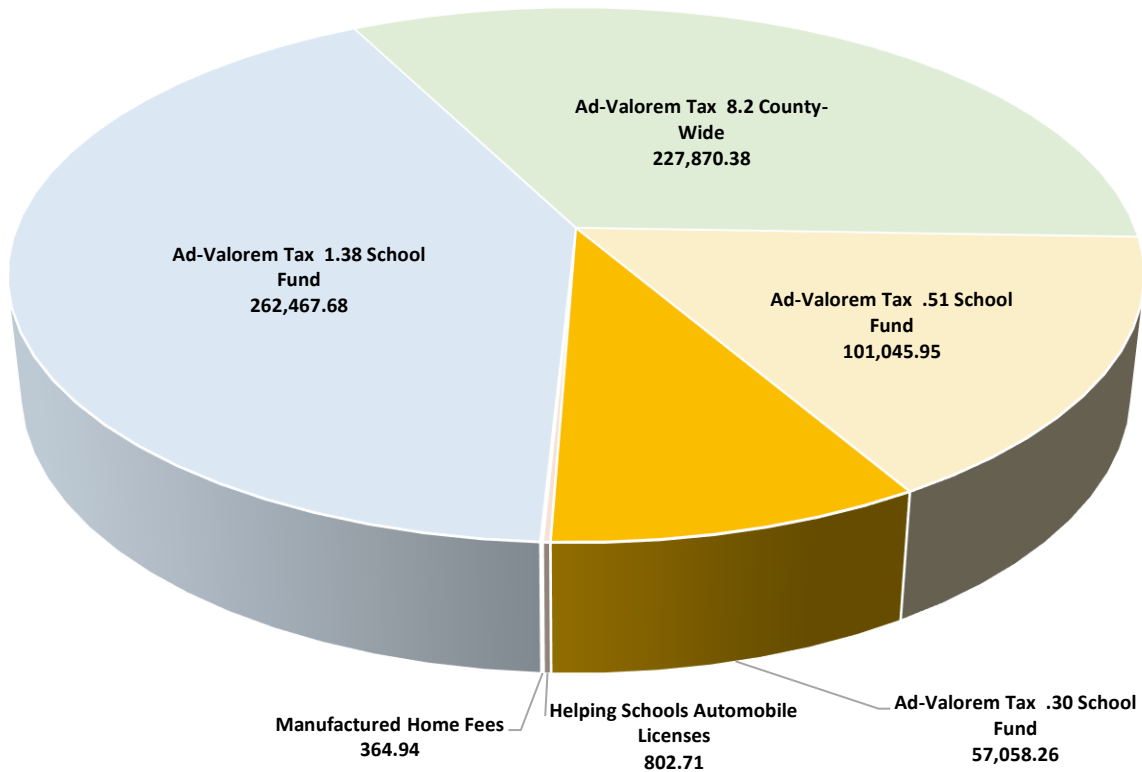
October 1, 2023 through September 30, 2024

Total Assessed Value of all taxable vehicles registered in the City	\$	20,592,780
--	-----------	-------------------

SOURCE OF REVENUE

Ad-Valorem Tax 1.38 School Fund	\$	262,467.68
Ad-Valorem Tax 8.2 County-Wide		227,870.38
Ad-Valorem Tax .51 School Fund		101,045.95
Ad-Valorem Tax .30 School Fund		57,058.26
Helping Schools Automobile Licenses		802.71
Manufactured Home Fees		364.94
TOTAL PAID TO LEEDS BOARD OF EDUCATION	\$	649,609.92

**Disbursements to the
Leeds Board of Education
by Revenue Source
\$649,609.92**



DISBURSEMENTS TO THE MIDFIELD BOARD OF EDUCATION

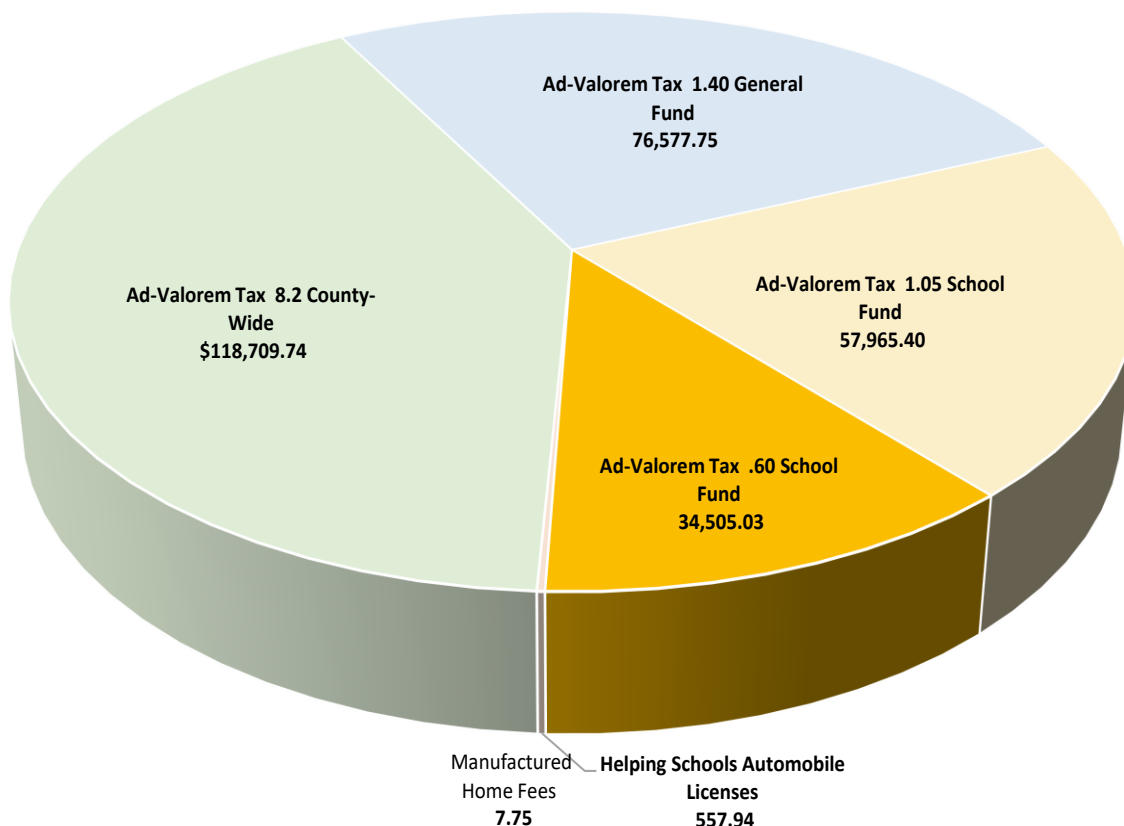
October 1, 2023 through September 30, 2024

Total Assessed Value of all taxable vehicles registered in the City	\$	5,876,920
--	-----------	------------------

SOURCE OF REVENUE

Ad-Valorem Tax 8.2 County-Wide	\$	118,709.74
Ad-Valorem Tax 1.40 General Fund		76,577.75
Ad-Valorem Tax 1.05 School Fund		57,965.40
Ad-Valorem Tax .60 School Fund		34,505.03
Helping Schools Automobile Licenses		557.94
Manufactured Home Fees		7.75
TOTAL PAID TO MIDFIELD BOARD OF EDUCATION	\$	288,323.61

**Disbursements to the
Midfield Board of Education
by Revenue Source
\$288,323.61**



DISBURSEMENTS TO THE MOUNTAIN BROOK BOARD OF EDUCATION

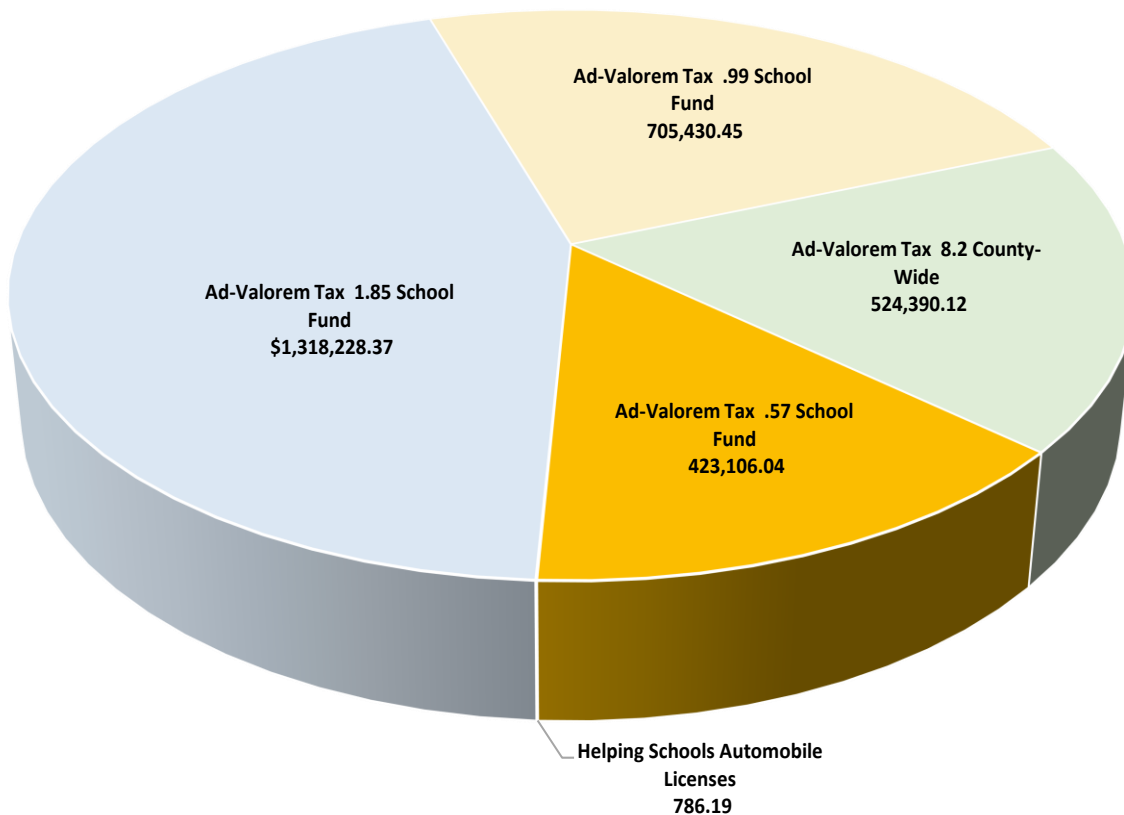
October 1, 2023 through September 30, 2024

Total Assessed Value of all taxable vehicles registered in the City	\$	77,874,660
--	-----------	-------------------

SOURCE OF REVENUE

Ad-Valorem Tax 1.85 School Fund	\$	1,318,228.37
Ad-Valorem Tax .99 School Fund		705,430.45
Ad-Valorem Tax 8.2 County-Wide		524,390.12
Ad-Valorem Tax .57 School Fund		423,106.04
Helping Schools Automobile Licenses		786.19
TOTAL PAID TO MOUNTAIN BROOK BOARD OF EDUCATION	\$	2,971,941.17

**Disbursements to the
Mountain Brook Board of Education
by Revenue Source
\$2,971,941.17**



DISBURSEMENTS TO THE TARRANT BOARD OF EDUCATION

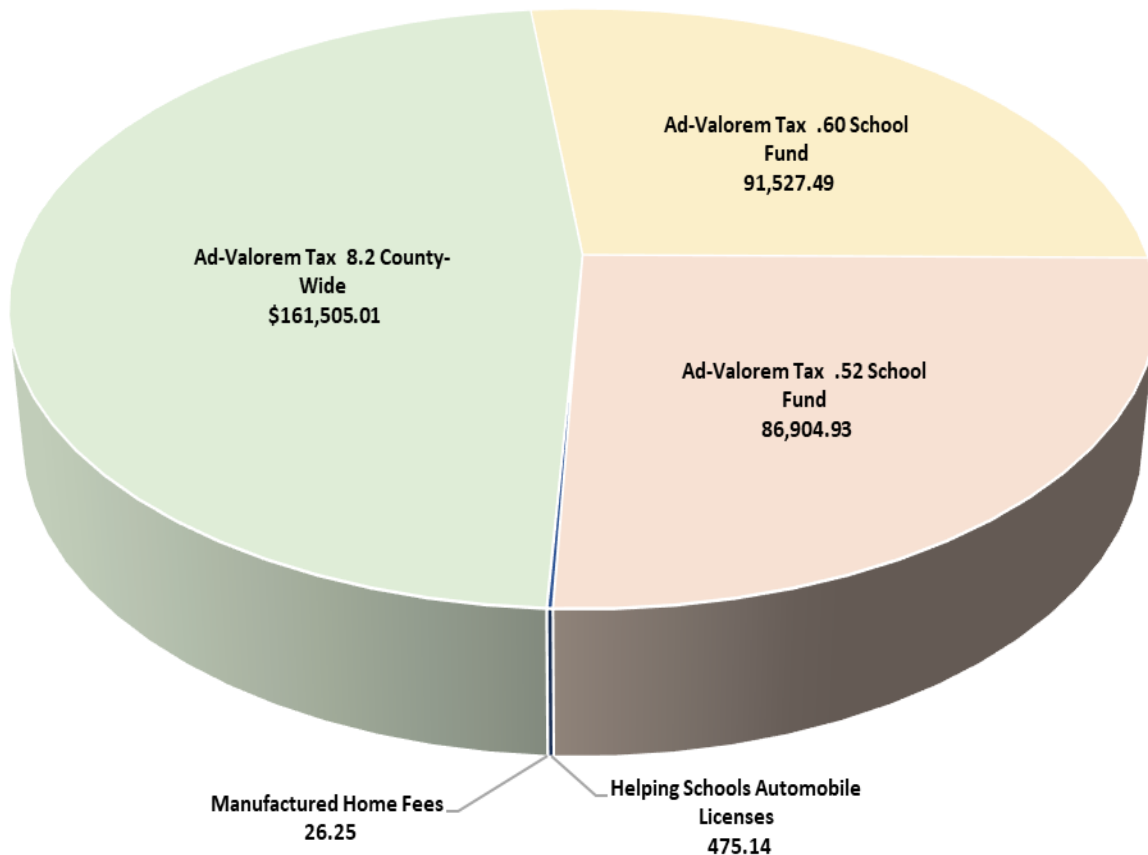
October 1, 2023 through September 30, 2024

Total Assessed Value of all taxable vehicles registered in the City	\$	17,086,740
--	-----------	-------------------

SOURCE OF REVENUE

Ad-Valorem Tax 8.2 County-Wide	\$	161,505.01
Ad-Valorem Tax .60 School Fund		91,527.49
Ad-Valorem Tax .52 School Fund		86,904.93
Helping Schools Automobile Licenses		475.14
Manufactured Home Fees		26.25
TOTAL PAID TO TARRANT BOARD OF EDUCATION	\$	340,438.82

**Disbursements to the
Tarrant Board of Education
by Revenue Source
\$340,438.82**



DISBURSEMENTS TO THE TRUSSVILLE BOARD OF EDUCATION

October 1, 2023 through September 30, 2024

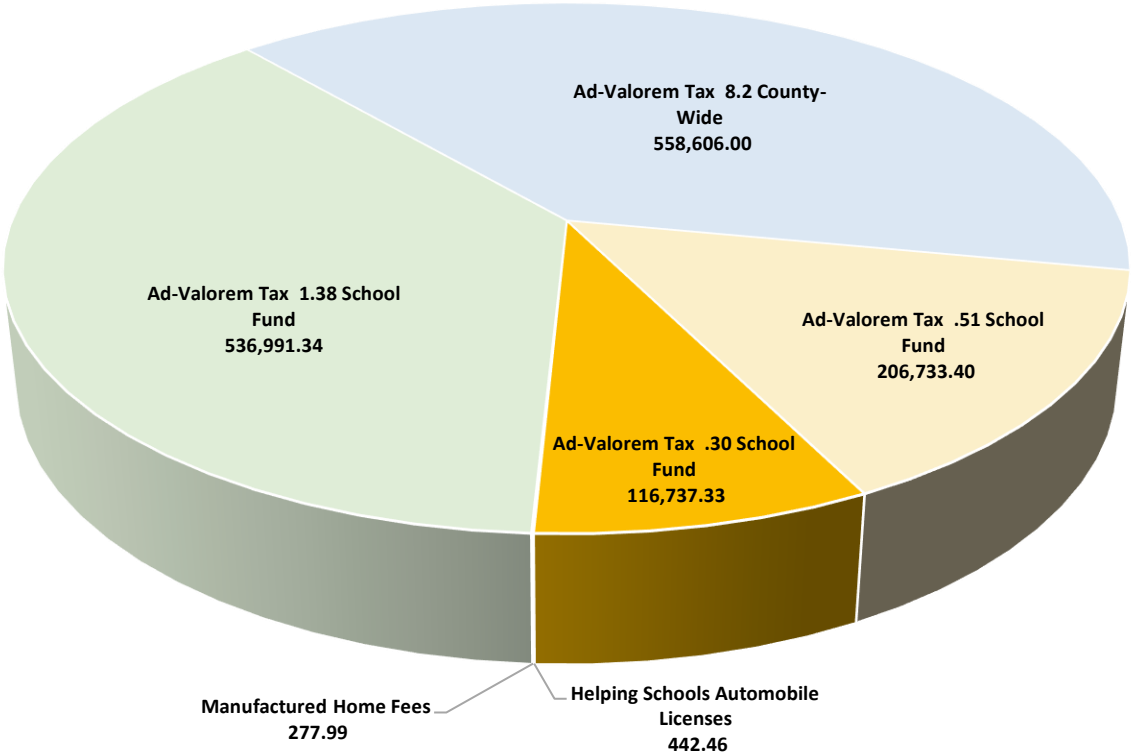
<i>Total Assessed Value of all taxable vehicles registered in the City</i>	\$	41,986,280
--	----	-------------------

SOURCE OF REVENUE

Ad-Valorem Tax 1.38 School Fund	\$	536,991.34
Ad-Valorem Tax 8.2 County-Wide		558,606.00
Ad-Valorem Tax .51 School Fund		206,733.40
Ad-Valorem Tax .30 School Fund		116,737.33
Helping Schools Automobile Licenses		442.46
Manufactured Home Fees		277.99

TOTAL PAID TO TRUSSVILLE BOARD OF EDUCATION	\$	1,419,788.52
--	-----------	---------------------

Disbursements to the Trussville Board of Education by Revenue Source
\$1,419,788.52



DISBURSEMENTS TO THE VESTAVIA HILLS BOARD OF EDUCATION

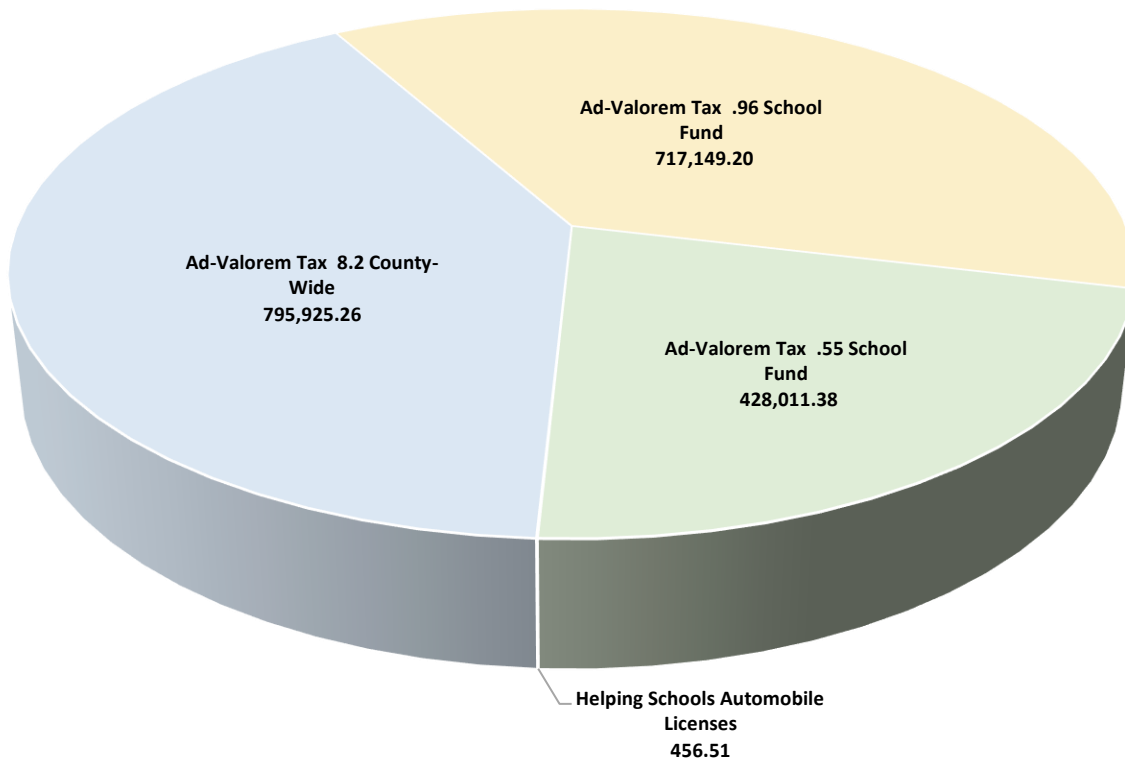
October 1, 2023 through September 30, 2024

<i>Total Assessed Value of all taxable vehicles registered in the City</i>	\$ 81,547,100
--	----------------------

SOURCE OF REVENUE

Ad-Valorem Tax 8.2 County-Wide	\$	795,925.26
Ad-Valorem Tax .96 School Fund		717,149.20
Ad-Valorem Tax .55 School Fund		428,011.38
Helping Schools Automobile Licenses		456.51
TOTAL PAID TO VESTAVIA HILLS BOARD OF EDUCATION	\$	1,941,542.35

**Disbursements to the
Vestavia Hills Board of Education
by Revenue Source
\$1,941,542.35**



DISBURSEMENTS TO THE BIRMINGHAM-JEFFERSON CIVIC CENTER AUTHORITY

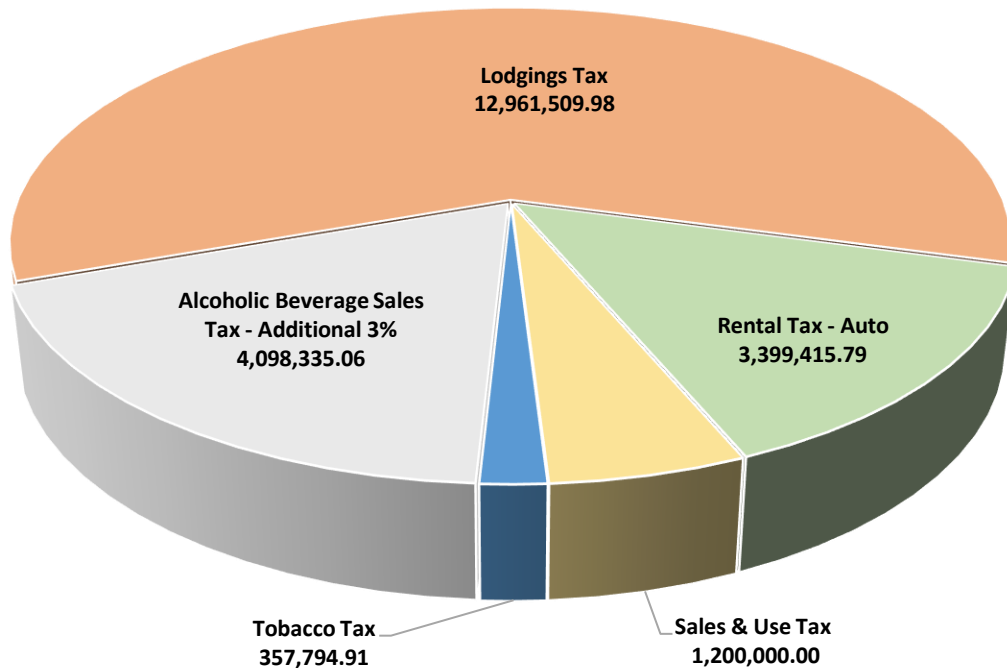
October 1, 2023 through September 30, 2024

SOURCE OF REVENUE

Lodgings Tax	\$	12,961,509.98
Alcoholic Beverage Sales Tax - Additional 3%		4,088,335.06
Renter's Tax - Auto		3,399,415.79
Sales & Use Tax		1,200,000.00
Tobacco Tax		357,794.91

TOTAL PAID TO BIRMINGHAM-JEFFERSON CIVIC CENTER AUTHORITY	\$	22,006,121.89
--	-----------	----------------------

**Disbursements to the
Birmingham-Jefferson Civic Center Authority
by Revenue Source
\$22,006,121.89**



DETAILED DISBURSEMENTS TO OTHER AGENCIES

October 1, 2023 through September 30, 2024

BIRMINGHAM-JEFFERSON COUNTY TRANSIT AUTHORITY

Source: Beer Tax

\$ 1,906,865.19

CITIZENSHIP TRUST / STATE VETERANS LIVING AGENCY

Source: Driver License

\$ 12,414.00

GREATER BIRMINGHAM CONVENTION AND VISTORS BUREAU

Source: Lodgings Tax

\$ 9,676,422.28

SPECIAL REVENUE SALES & USE TAX REVENUE ACCOUNT

	Retail	\$ 136,944,681.83
	Automobiles & Boats	1,256,198.77
	From Municipalities	8,229.02
TOTAL PAID TO SPECIAL REVENUE SALES & USE TAX	\$	<u>138,209,109.62</u>

JEFFERSON COUNTY HEALTH DEPARTMENT

Source: Sales & Use Tax

\$ 28,554,677.10

JUVENILE HEALTH CARE BOARD

Source: Shrine Tags

\$ 1,938.75

SCHOOL DISTRICTS OUTSIDE JEFFERSON COUNTY

Source: Auto Licenses-Helping Schools

\$ 2,570.74

TENTH JUDICIAL CIRCUIT - DISTRICT ATTORNEY'S OFFICE

Source: Stop Domestic Violence Tags

\$ 3,135.00

JEFFERSON COUNTY AND MUNICIPALITY POPULATIONS

(According to 2020 Federal Census and Enumerations)

Incorporated areas	Population
Adamsville	4,366
Argo	61
Bessemer	26,019
Birmingham	198,829
Brighton	2,337
Brookside	1,253
Cardiff	52
Center Point	16,406
Clay	10,291
County Line	94
Fairfield	10,000
Fultondale	9,876
Gardendale	16,044
Graysville	1,950
Helena	2,493
Homewood	26,414
Hoover	65,961
Hueytown	16,776
Irondale	13,497
Kimberly	3,841
Lake view	305
Leeds	10,164
Lipscomb	2,086
Maytown	316
Midfield	5,211
Morris	2,259
Mountain Brook	22,461
Mulga	784
North Johns	127
Pinson	7,215
Pleasant Grove	9,544
Sumiton	22
Sylvan Springs	1,653
Tarrant	6,397
Trafford	613
Trussville	24,521
Vestavia Hills	39,062
Warrior	3,224
West Jefferson	417
Total Incorporated Areas	562,941
Total Unincorporated Areas	111,780
TOTAL JEFFERSON COUNTY POPULATION	674,721